


# Inductive sensor

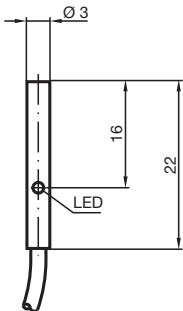
## NBB0,6-3M22-E2



- 0.6 mm flush
- Miniature design



### Dimensions



### Technical Data

#### General specifications

Switching function		Normally open (NO)
Output type		PNP
Rated operating distance	$s_n$	0.6 mm
Installation		flush
Output polarity		DC
Assured operating distance	$s_a$	0 ... 0.486 mm
Reduction factor $r_{Al}$		0.4
Reduction factor $r_{Cu}$		0.29
Reduction factor $r_{304}$		0.76
Reduction factor $r_{Brass}$		0.46
Output type		3-wire

#### Nominal ratings

Release date: 2020-03-23 Date of issue: 2020-03-30 Filename: 204254\_eng.pdf

Refer to "General Notes Relating to Pepperl+Fuchs Product Information".

Pepperl+Fuchs Group  
www.pepperl-fuchs.com

USA: +1 330 486 0001  
fa-info@us.pepperl-fuchs.com

Germany: +49 621 776 1111  
fa-info@de.pepperl-fuchs.com

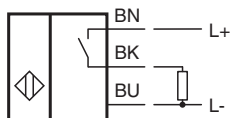
Singapore: +65 6779 9091  
fa-info@sg.pepperl-fuchs.com

**PF** PEPPERL+FUCHS

## Technical Data

Operating voltage	$U_B$	10 ... 30 V
Switching frequency	$f$	0 ... 1400 Hz
Hysteresis	$H$	typ. 5%
Reverse polarity protection		reverse polarity protected
Short-circuit protection		pulsing
Voltage drop	$U_d$	$\leq 3$ V
Operating current	$I_L$	0 ... 100 mA
Off-state current	$I_r$	0 ... 0.1 mA typ. at 25 °C
No-load supply current	$I_0$	$\leq 10$ mA
Switching state indicator		LED, yellow
<b>Compliance with standards and directives</b>		
Standard conformity		
Standards		EN 60947-5-2:2007 EN 60947-5-2/A1:2012 IEC 60947-5-2:2007 IEC 60947-5-2 AMD 1:2012
<b>Approvals and certificates</b>		
UL approval		cULus Listed, General Purpose
CSA approval		cCSAus Listed, General Purpose
CCC approval		CCC approval / marking not required for products rated $\leq 36$ V
<b>Ambient conditions</b>		
Ambient temperature		-25 ... 70 °C (-13 ... 158 °F)
<b>Mechanical specifications</b>		
Connection type		cable PVC , 2 m
Core cross-section		0.055 mm <sup>2</sup>
Housing material		Stainless steel 1.4305 / AISI 303
Sensing face		PC
Degree of protection		IP67
Cable		
Cable diameter		2.6 mm $\pm$ 0.1 mm
Bending radius		> 10 x cable diameter

## Connection



## Mounting

