

Capacitive sensor

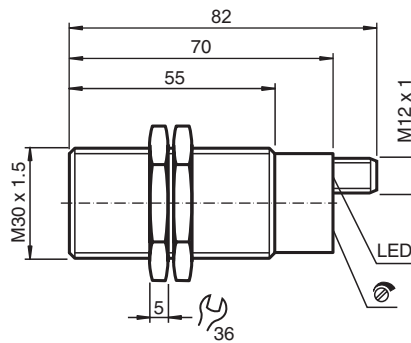
CCB10-30GS55-N1-V1



- 10 mm flush
- The switching distance can be set over a wide range with the potentiometer



Dimensions



Technical Data

General specifications

Switching function		Normally open (NO)
Output type		NAMUR
Rated operating distance	s_n	10 mm
Installation		flush
Output type		2-wire

Nominal ratings

Installation conditions		
A		0 mm
B		0 mm
C		20 mm
F		60 mm
Nominal voltage	U_o	8.2 V (R_i approx. 1 k Ω)
Operating voltage	U_B	5 ... 15 V
Switching frequency	f	0 ... 50 Hz
Reverse polarity protection		reverse polarity protected
Current consumption		

Release date: 2020-11-04 Date of issue: 2020-11-04 Filename: 245597_eng.pdf

Refer to "General Notes Relating to Pepperl+Fuchs Product Information".

Pepperl+Fuchs Group
www.pepperl-fuchs.com

USA: +1 330 486 0001
fa-info@us.pepperl-fuchs.com

Germany: +49 621 776 1111
fa-info@de.pepperl-fuchs.com

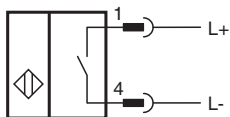
Singapore: +65 6779 9091
fa-info@sg.pepperl-fuchs.com

PF PEPPERL+FUCHS

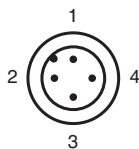
Technical Data

Measuring plate not detected	≤ 1.5 mA
Measuring plate detected	≥ 2.5 mA
Switching state indicator	LED, yellow
Functional safety related parameters	
MTTF _d	1134 a
Mission Time (T _M)	20 a
Diagnostic Coverage (DC)	0 %
Compliance with standards and directives	
Standard conformity	
NAMUR	EN 60947-5-6:2000 IEC 60947-5-6:1999
Standards	EN 60947-5-2:2007 EN 60947-5-2/A1:2012 IEC 60947-5-2:2007 IEC 60947-5-2 AMD 1:2012
Approvals and certificates	
ATEX approval	
Equipment protection level Ga	BVS 13 ATEX E 074 X
Equipment protection level Da	BVS 13 ATEX E 074 X
ETL approval	cETLus
Ambient conditions	
Ambient temperature	-20 ... 70 °C (-4 ... 158 °F)
Mechanical specifications	
Connection type	Connector plug M12 x 1 , 4-pin
Housing material	Stainless steel 1.4305 / AISI 303
Sensing face	PTFE
Degree of protection	IP67
General information	
Use in the hazardous area	see instruction manuals

Connection

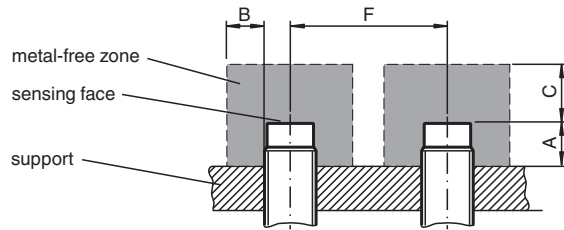


Connection Assignment









Release date: 2020-11-04 Date of issue: 2020-11-04 Filename: 245597_eng.pdf

Installation



Accessories

	BF 30	Mounting flange, 30 mm
	V1-W-N4-2M-PVC	Female cordset, M12, 4-pin, NAMUR, PVC cable
	V1-W-N4-5M-PVC	Female cordset, M12, 4-pin, NAMUR, PVC cable
	V1-G-N4-5M-PVC	Female cordset, M12, 4-pin, NAMUR, PVC cable
	V1-G-N4-5M-PUR	Female cordset single-ended M12 straight A-coded, 4-pin, PUR cable blue, NAMUR
	V1-W-N4-5M-PUR	Female cordset single-ended M12 angled A-coded, 4-pin, PUR cable blue, NAMUR