

Inductive sensor

NSB2-12GM45-2E2-V1-S2D2



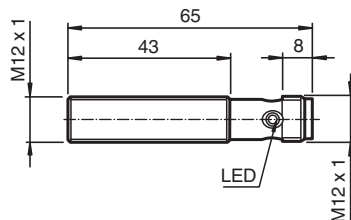
- No unusable area
- 2 mm flush
- Use of standard metallic actuating surfaces
- Applications up to Cat. 2, PLd/SIL 2 possible (can be used redundantly up to Cat. 3, PLe/SIL 3)
- LED for switching state and fault indication
- Safety outputs OSSD
- TÜV certified



Function

The inductive safety sensors are TÜV-certified in accordance with the EU Machinery Directive, Performance Level PLd, Category 2, and SIL2. They are used to safeguard machines and plant components, as well as for reliable position detection in this environment. With their OSSD interface for reliable, redundant shutdown of electronic outputs, they enable easy connection to a safety PLC or fail-safe control interfaces. They can also be operated as standard sensors. The sensors reliably detect standard metal objects in front of the sensor face without coding or similar; there is no blind zone. High characteristic safety values allow longer testing intervals than comparable solutions with a microcontroller. 2 sensors can be connected with 2-channel redundancy and allow PLe as a Category 3 solution.

Dimensions



Technical Data

| General specifications | | |
|----------------------------|-------|---|
| Switching function | | 2 x normally open (NO) |
| Output type | | PNP |
| Rated operating distance | s_n | 2 mm |
| Installation | | flush |
| Output polarity | | DC |
| Assured operating distance | s_a | 0 ... 1.62 mm |
| Actuating element | | Reference target according EN IEC 60947-5-2 (FE360 - ST37K) 12 mm x 12 mm x 1 mm |
| Reduction factor r_{AI} | | 0.6 |

Release date: 2020-04-01 Date of issue: 2020-04-01 Filename: 304276-000003_eng.pdf

Refer to "General Notes Relating to Pepperl+Fuchs Product Information".

Pepperl+Fuchs Group
www.pepperl-fuchs.com

USA: +1 330 486 0001
fa-info@us.pepperl-fuchs.com

Germany: +49 621 776 1111
fa-info@de.pepperl-fuchs.com

Singapore: +65 6779 9091
fa-info@sg.pepperl-fuchs.com

PF PEPPERL+FUCHS

Technical Data

| | | |
|---|-----------|--|
| Reduction factor r_{Cu} | | 0.45 |
| Reduction factor r_{304} | | 0.9 |
| Reduction factor r_{Brass} | | 0.6 |
| Output type | | 4-wire |
| Nominal ratings | | |
| Operating voltage | U_B | 18 ... 30 V |
| Rated operating voltage | U_e | 24 V |
| Switching frequency | f | 0 ... 30 Hz |
| Hysteresis | H | typ. 5% |
| Reverse polarity protection | | reverse polarity protected |
| Short-circuit protection | | pulsing |
| Overload resistance | | yes |
| Voltage drop | U_d | ≤ 3 V |
| Rated insulation voltage | U_{BIS} | 30 V |
| Operating current | I_L | 1 ... 30 mA per output |
| Off-state current | I_r | 0 ... 0.5 mA |
| No-load supply current | I_o | ≤ 15 mA |
| Time delay before availability | t_v | ≤ 300 ms |
| Switching state indicator | | LED, yellow |
| Error indicator | | LED, red |
| Functional safety related parameters | | |
| Safety Integrity Level (SIL) | | SIL 2 |
| Performance level (PL) | | PL d |
| Category | | Cat. 2 |
| MTTF _d | | > 7500 a |
| Mission Time (T_M) | | 20 a |
| Diagnostic Coverage (DC) | | min. 60 % |
| Assured release distance of a PDDb | S_{ar} | 3 mm |
| Compliance with standards and directives | | |
| Standard conformity | | |
| Standards | | EN IEC 60947-5-2:2007 EN IEC 60947-5-3:2013 EN ISO 13849-1:2015 EN IEC 61508: 2010 EN 62061:2005+AC:2010+A1:2013+A2:2015 EN ISO 61131-2:2007 type 1, 2, 3 |
| Approvals and certificates | | |
| UL approval | | cULus Listed, General Purpose, Class 2 Power Source |
| CCC approval | | CCC approval / marking not required for products rated ≤ 36 V |
| Ambient conditions | | |
| Ambient temperature | | -25 ... 70 °C (-13 ... 158 °F) |
| Storage temperature | | -40 ... 85 °C (-40 ... 185 °F) |
| Altitude | | ≤ 2000 m above MSL |
| Mechanical specifications | | |
| Connection type | | Connector plug M12 x 1 , 4-pin |
| Housing material | | brass, nickel-plated |
| Sensing face | | PBT |
| Degree of protection | | IP68 / IP69 |
| Mass | | 18 g |
| General information | | |
| Scope of delivery | | 2 self locking nuts in scope of delivery |

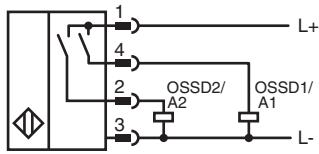
Release date: 2020-04-01 Date of issue: 2020-04-01 Filename: 304276-000003_eng.pdf

Refer to "General Notes Relating to Pepperl+Fuchs Product Information".

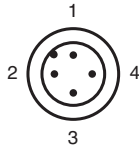
Pepperl+Fuchs Group
www.pepperl-fuchs.comUSA: +1 330 486 0001
fa-info@us.pepperl-fuchs.comGermany: +49 621 776 1111
fa-info@de.pepperl-fuchs.comSingapore: +65 6779 9091
fa-info@sg.pepperl-fuchs.com

PEPPERL+FUCHS

Connection






Connection Assignment



Wire colors in accordance with EN 60947-5-2

| | | |
|---|----|---------|
| 1 | BN | (brown) |
| 2 | WH | (white) |
| 3 | BU | (blue) |
| 4 | BK | (black) |

Accessories

| | | |
|---|-------------------------------|--|
|  | BF 12 | Mounting flange, 12 mm |
|  | V1-G-S-BK2M-PUR-A-V1-G | Connection cable, M12 to M12, PUR cable, 4-pin |
|  | V1-W-S-BK2M-PUR-A-V1-G | Connection cable, M12 to M12, PUR cable, 4-pin |

Release date: 2020-04-01 Date of issue: 2020-04-01 Filename: 304276-000003_eng.pdf