

Inductive sensor

NSB2-12GH45-2E2-V1-S2D2



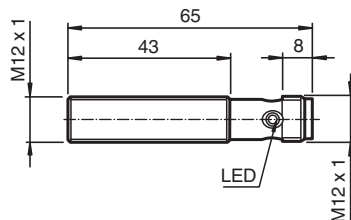
- No unusable area
- 2 mm flush
- Use of standard metallic actuating surfaces
- Applications up to Cat. 2, PLd/SIL 2 possible (can be used redundantly up to Cat. 3, PLe/SIL 3)
- LED for switching state and fault indication
- Safety outputs OSSD
- TÜV certified
- high-grade steel housing V4A/316L



Function

The inductive safety sensors are TÜV-certified in accordance with the EU Machinery Directive, Performance Level PLd, Category 2, and SIL2. They are used to safeguard machines and plant components, as well as for reliable position detection in this environment. With their OSSD interface for reliable, redundant shutdown of electronic outputs, they enable easy connection to a safety PLC or fail-safe control interfaces. They can also be operated as standard sensors. The sensors reliably detect standard metal objects in front of the sensor face without coding or similar; there is no blind zone. High characteristic safety values allow longer testing intervals than comparable solutions with a microcontroller. 2 sensors can be connected with 2-channel redundancy and allow PLe as a Category 3 solution.

Dimensions



Technical Data

General specifications

Switching function		2 x normally open (NO)
Output type		PNP
Rated operating distance	s_n	2 mm
Installation		flush
Output polarity		DC
Assured operating distance	s_a	0 ... 1.62 mm
Actuating element		Reference target according EN IEC 60947-5-2 (FE360 - ST37K) 12 mm x 12 mm x 1 mm
Reduction factor r_{AI}		0.6

Release date: 2020-04-01 Date of issue: 2020-04-01 Filename: 304276-000006_eng.pdf

Refer to "General Notes Relating to Pepperl+Fuchs Product Information".

Pepperl+Fuchs Group
www.pepperl-fuchs.com

USA: +1 330 486 0001
fa-info@us.pepperl-fuchs.com

Germany: +49 621 776 1111
fa-info@de.pepperl-fuchs.com

Singapore: +65 6779 9091
fa-info@sg.pepperl-fuchs.com

PF PEPPERL+FUCHS

Technical Data

Reduction factor r_{Cu}		0.45
Reduction factor r_{304}		0.9
Reduction factor r_{Brass}		0.6
Output type		4-wire
Nominal ratings		
Operating voltage	U_B	18 ... 30 V
Rated operating voltage	U_e	24 V
Switching frequency	f	0 ... 30 Hz
Hysteresis	H	typ. 5%
Reverse polarity protection		reverse polarity protected
Short-circuit protection		pulsing
Overload resistance		yes
Voltage drop	U_d	≤ 3 V
Rated insulation voltage	U_{BIS}	30 V
Operating current	I_L	1 ... 30 mA per output
Off-state current	I_r	0 ... 0.5 mA
No-load supply current	I_o	≤ 15 mA
Time delay before availability	t_v	≤ 300 ms
Switching state indicator		LED, yellow
Error indicator		LED, red
Functional safety related parameters		
Safety Integrity Level (SIL)		SIL 2
Performance level (PL)		PL d
Category		Cat. 2
MTTF _d		> 7500 a
Mission Time (T_M)		20 a
Diagnostic Coverage (DC)		min. 60 %
Assured release distance of a PDDb	S_{ar}	3 mm
Compliance with standards and directives		
Standard conformity		
Standards		EN IEC 60947-5-2:2007 EN IEC 60947-5-3:2013 EN ISO 13849-1:2015 EN IEC 61508: 2010 EN 62061:2005+AC:2010+A1:2013+A2:2015 EN ISO 61131-2:2007 type 1, 2, 3
Approvals and certificates		
UL approval		cULus Listed, General Purpose, Class 2 Power Source
CCC approval		CCC approval / marking not required for products rated ≤ 36 V
Ambient conditions		
Ambient temperature		-25 ... 70 °C (-13 ... 158 °F)
Storage temperature		-40 ... 85 °C (-40 ... 185 °F)
Altitude		≤ 2000 m above MSL
Mechanical specifications		
Connection type		Connector plug M12 x 1 , 4-pin
Housing material		stainless steel 1.4404 / AISI 316L
Sensing face		PBT
Degree of protection		IP68 / IP69
Mass		18 g
General information		
Scope of delivery		Supplied with 2 nuts

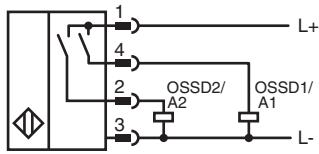
Release date: 2020-04-01 Date of issue: 2020-04-01 Filename: 304276-000006_eng.pdf

Refer to "General Notes Relating to Pepperl+Fuchs Product Information".

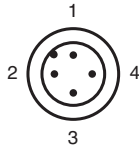
Pepperl+Fuchs Group
www.pepperl-fuchs.comUSA: +1 330 486 0001
fa-info@us.pepperl-fuchs.comGermany: +49 621 776 1111
fa-info@de.pepperl-fuchs.comSingapore: +65 6779 9091
fa-info@sg.pepperl-fuchs.com

PEPPERL+FUCHS

Connection






Connection Assignment



Wire colors in accordance with EN 60947-5-2

1	BN	(brown)
2	WH	(white)
3	BU	(blue)
4	BK	(black)

Accessories

	BF 12	Mounting flange, 12 mm
	V1-G-S-BK2M-PUR-A-V1-G	Connection cable, M12 to M12, PUR cable, 4-pin
	V1-W-S-BK2M-PUR-A-V1-G	Connection cable, M12 to M12, PUR cable, 4-pin

Release date: 2020-04-01 Date of issue: 2020-04-01 Filename: 304276-000006_eng.pdf