


Inductive sensor

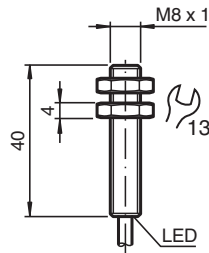
NBB2-8GM40-E2



- 2 mm flush
- Increased operating distance
- Extended temperature range
-40 ... +85 °C



Dimensions



Technical Data

General specifications

| | | |
|------------------------------|-------|---|
| Switching function | | Normally open (NO) |
| Output type | | PNP |
| Rated operating distance | s_n | 2 mm |
| Installation | | flush |
| Output polarity | | DC |
| Assured operating distance | s_a | 0 ... 1.62 mm |
| Actuating element | | mild steel, e. g. 1.0037, SR235JR (formerly St37-2) 8 mm x 8 mm x 1 mm |
| Reduction factor r_{Al} | | 0.4 |
| Reduction factor r_{Cu} | | 0.3 |
| Reduction factor r_{304} | | 0.75 |
| Reduction factor r_{Brass} | | 0.45 |
| Output type | | 3-wire |

Nominal ratings

| | | |
|---------------------|-------|---------------|
| Operating voltage | U_B | 5 ... 30 V |
| Switching frequency | f | 0 ... 6000 Hz |

Release date: 2020-03-24 Date of issue: 2020-03-30 Filename: 304615-0055_eng.pdf

Refer to "General Notes Relating to Pepperl+Fuchs Product Information".

Pepperl+Fuchs Group
www.pepperl-fuchs.com

USA: +1 330 486 0001
fa-info@us.pepperl-fuchs.com

Germany: +49 621 776 1111
fa-info@de.pepperl-fuchs.com

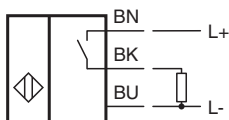
Singapore: +65 6779 9091
fa-info@sg.pepperl-fuchs.com

PF PEPPERL+FUCHS



Technical Data

| | | |
|---|-------|---|
| Hysteresis | H | typ. 5% |
| Reverse polarity protection | | reverse polarity protected |
| Short-circuit protection | | pulsing |
| Voltage drop | U_d | ≤ 1.5 V |
| Operating current | I_L | 0 ... 100 mA |
| Off-state current | I_r | 0 ... 0.2 mA |
| No-load supply current | I_o | ≤ 10 mA |
| Time delay before availability | t_v | ≤ 100 ms |
| Switching state indicator | | LED, yellow |
| Functional safety related parameters | | |
| MTTF _d | | 960 a |
| Mission Time (T _M) | | 20 a |
| Diagnostic Coverage (DC) | | 0 % |
| Compliance with standards and directives | | |
| Standard conformity | | |
| Standards | | EN 60947-5-2:2007 EN 60947-5-2/A1:2012 IEC 60947-5-2:2007 IEC 60947-5-2 AMD 1:2012 |
| Approvals and certificates | | |
| UL approval | | cULus Listed, General Purpose, Class 2 Power Source |
| CCC approval | | CCC approval / marking not required for products rated ≤ 36 V |
| Ambient conditions | | |
| Ambient temperature | | -40 ... 85 °C (-40 ... 185 °F) |
| Storage temperature | | -40 ... 85 °C (-40 ... 185 °F) |
| Mechanical specifications | | |
| Connection type | | cable PVC , 2 m |
| Core cross-section | | 0.14 mm ² |
| Housing material | | brass, nickel-plated |
| Sensing face | | LCP |
| Degree of protection | | IP67 |
| Cable | | |
| Cable diameter | | 3.5 mm \pm 0.1 mm |
| Bending radius | | > 10 x cable diameter |
| General information | | |
| Scope of delivery | | 2 hex nuts included |

Connection



Accessories

| | | |
|---|---------------|---------------------------------------|
|  | BF 8 | Mounting flange, 8 mm |
|  | EXG-08 | Quick mounting bracket with dead stop |