


Inductive sensor

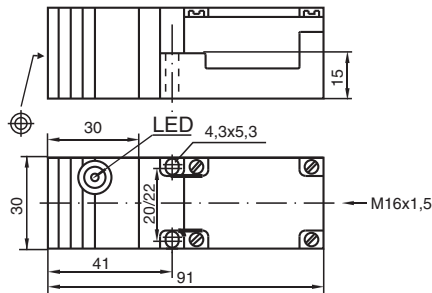
NJ15-M1K-N



- Comfort series
- 15 mm non-flush



Dimensions



Technical Data

General specifications

Switching function		Normally closed (NC)
Output type		NAMUR
Rated operating distance	s_n	15 mm
Installation		non-flush
Assured operating distance	s_a	0 ... 12.15 mm
Actual operating distance	s_r	13.5 ... 16.5 mm typ.
Reduction factor r_{AI}		0.45
Reduction factor r_{Cu}		0.4
Reduction factor r_{304}		0.8
Output type		2-wire

Nominal ratings

Nominal voltage	U_o	8.2 V (R_i approx. 1 k Ω)
Switching frequency	f	0 ... 100 Hz

Release date: 2020-12-15 Date of issue: 2020-12-15 Filename: 306793_eng.pdf

Refer to "General Notes Relating to Pepperl+Fuchs Product Information".

Pepperl+Fuchs Group
www.pepperl-fuchs.com

USA: +1 330 486 0001
fa-info@us.pepperl-fuchs.com

Germany: +49 621 776 1111
fa-info@de.pepperl-fuchs.com

Singapore: +65 6779 9091
fa-info@sg.pepperl-fuchs.com

PEPPERL+FUCHS

Technical Data

Current consumption	
Measuring plate not detected	min. 3 mA
Measuring plate detected	≤ 1 mA
Switching state indicator	LED, yellow
Functional safety related parameters	
MTTF _d	2424 a
Mission Time (T _M)	20 a
Diagnostic Coverage (DC)	0 %
Compliance with standards and directives	
Standard conformity	
NAMUR	EN 60947-5-6:2000 IEC 60947-5-6:1999
Electromagnetic compatibility	NE 21:2012
Standards	EN 60947-5-2:2007 EN 60947-5-2/A1:2012 IEC 60947-5-2:2007 IEC 60947-5-2 AMD 1:2012
Approvals and certificates	
IECEX approval	
Equipment protection level Ga	IECEX PTB 11.0021X
Equipment protection level Gb	IECEX PTB 11.0021X
Equipment protection level Da	IECEX PTB 11.0021X
Equipment protection level Mb	IECEX PTB 11.0021X
ATEX approval	
Equipment protection level Ga	PTB 00 ATEX 2032 X
Equipment protection level Gb	PTB 00 ATEX 2032 X
Equipment protection level Da	PTB 00 ATEX 2032 X
UL approval	
Ordinary Location	E87056
Hazardous Location	E501628
Control drawing	116-0451
CCC approval	
Hazardous Location	2020322315002302
NEPSI approval	
NEPSI certificate	GYJ16.1394X
Ambient conditions	
Ambient temperature	-25 ... 100 °C (-13 ... 212 °F)
Mechanical specifications	
Connection type	screw terminals
Information for connection	A maximum of two conductors with the same core cross section may be mounted on one terminal connection! tightening torque 1.2 Nm + 10 %
Core cross-section	up to 2.5 mm ²
Minimum core cross-section	without wire end ferrule 0.5 mm ² , with connector sleeves 0.34 mm ²
Maximum core cross-section	without wire end ferrule 2.5 mm ² , with connector sleeves 1.5 mm ²
Housing material	PBT
Sensing face	PBT
Degree of protection	IP67
General information	
Use in the hazardous area	see instruction manuals

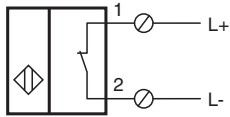
Release date: 2020-12-15 Date of issue: 2020-12-15 Filename: 306793_eng.pdf

Refer to "General Notes Relating to Pepperl+Fuchs Product Information".

Pepperl+Fuchs Group
www.pepperl-fuchs.comUSA: +1 330 486 0001
fa-info@us.pepperl-fuchs.comGermany: +49 621 776 1111
fa-info@de.pepperl-fuchs.comSingapore: +65 6779 9091
fa-info@sg.pepperl-fuchs.com

PEPPERL+FUCHS

Connection



Release date: 2020-12-15 Date of issue: 2020-12-15 Filename: 306793_eng.pdf

Refer to "General Notes Relating to Pepperl+Fuchs Product Information".

Pepperl+Fuchs Group
www.pepperl-fuchs.com

USA: +1 330 486 0001
fa-info@us.pepperl-fuchs.com

Germany: +49 621 776 1111
fa-info@de.pepperl-fuchs.com

Singapore: +65 6779 9091
fa-info@sg.pepperl-fuchs.com