

This digital output module features 16 channels in a width of just 12 mm (0.47 inch). It transmits binary control signals from the automation device to the connected actuators (e.g., magnetic valves, contactors, transmitters, relays or other electrical loads). The module connects to electronic modules via a 20-pole ribbon cable. The 24 V power is fed to the electronic modules via two CAGE CLAMP® connectors. A green LED indicates the signal state of each channel. Field and system levels are electrically isolated.

Technical data	
Number of digital outputs	16
Total number of channels (module)	16
Signal type	Voltage
Signal type (voltage)	24 VDC
Actuator connection	16 x (1-wire)
Output characteristic	high-side switching
Output current per channel	0.5 A
Output current	short-circuit-protected
Switching frequency (max.)	1 kHz
Load type	Resistive, inductive, lamp load
Output data width (internal) max.	16 bits
Supply voltage (system)	5 VDC; via data contacts
Current consumption (5 V system supply)	40 mA
Supply voltage (field)	24 VDC (-25 ... +30 %); via pluggable connector (CAGE CLAMP® connection)
Current consumption, field supply (module with no external load)	29 mA

Technical data

Isolation	500 V system/field
Indicators	LED (1-16) green: Status DO 1 ... DO 16

Connection data

Connection technology: inputs/outputs	20 x Male connector; 20-pole
Connection technology: field supply	2 x CAGE CLAMP®
Connection type 1	Inputs/outputs
Connection type 2	Field supply
Solid conductor 2	0.08 ... 2.5 mm ² / 28 ... 14 AWG
Fine-stranded conductor 2	0.08 ... 2.5 mm ² / 28 ... 14 AWG
Strip length 2	8 ... 9 mm / 0.31 ... 0.35 inches

Physical data

Width	12 mm / 0.472 inches
Height	100 mm / 3.937 inches
Depth	74.1 mm / 2.917 inches
Depth from upper-edge of DIN-rail	66.9 mm / 2.634 inches

Mechanical data

Mounting type	DIN-35 rail
Pluggable connector	fixed

Material data

Color	light gray
Housing material	Polycarbonate; polyamide 6.6
Fire load	1.018 MJ
Weight	46 g
Conformity marking	CE

Environmental requirements

Ambient temperature (operation)	0 ... +55 °C
Surrounding air temperature (storage)	-25 ... +85 °C
Protection type	IP20
Pollution degree (5)	2 per IEC 61131-2
Operating altitude	0 ... 2000 m / 0 ... 6562 ft
Mounting position	horizontal (standing/lying); vertical
Relative humidity (without condensation)	95 %
Vibration resistance	4g per IEC 60068-2-6
Shock resistance	15g per IEC 60068-2-27
EMC immunity to interference	per EN 61000-6-2, marine applications
EMC emission of interference	per EN 61000-6-3, marine applications
Exposure to pollutants	per IEC 60068-2-42 and IEC 60068-2-43
Permissible H ₂ S contaminant concentration at a relative humidity 75 %	10 ppm
Permissible SO ₂ contaminant concentration at a relative humidity 75 %	25 ppm

Commercial data

Product Group	15 (Remote I/O)
eCl@ss 10.0	27-24-26-04
eCl@ss 9.0	27-24-26-04
ETIM 8.0	EC001599
ETIM 7.0	EC001599
PU (SPU)	1 Stück
Packaging type	Box
Country of origin VKOrg Germany	DE
GTIN	4045454898267
Customs tariff number VKOrg Germany	85371098990

Approvals and certificates

Ex-Approvals



Approval	Standard	Certificate name
ATEX TUEV Nord Cert GmbH	EN 60079-0	
CCCEX CQST/CNEX	CNCA-C23-01	2020312310000215 (Ex nA IIC T4 Gc)
EAC Brjansker Zertifizierungsstelle	TP TC 012/2011	EAC RU C-DE.AM02. B.00163/19 (2Ex nA IIC T4 Gc X)
IECEX TUEV Nord Cert GmbH	IEC 60079-0	IECEX_TUN_14.0035_X (Ex ec IIC T4 Gc)
INMETRO TUV Rheinland do Brasil Ltda.	IEC 60079-0	BR-Ex_TUV 12.1297 X
UL Underwriters Laboratories Inc. (HAZARDOUS LOCATIONS)	UL 121201	E198726 Sec.1

Country specific Approvals



Approval	Standard	Certificate name
EAC Brjansker Zertifizierungsstelle	TP TC 020/2011	EAC RU C-DE.AM02. B.00087/19
KC National Radio Research Agency	Article 58-2, Clause 3	MSIP-REM-W43-DOM750

Ship Approvals



Approval	Standard	Certificate name
ABS American Bureau of Shipping	-	22-2219060
BSH Bundesamt fuer Seeschifffahrt und Hydrographie	-	1104
BV Bureau Veritas S.A.	-	30389/B1 BV
DNV DNV Germany GmbH	DNV-CG-0339,Aug.2021	TAA0000194
KR Korean Register of Shipping	-	KR HMB05880-AC001
LR Lloyds Register EMEA	-	LR22180952TA
PRS Polski Rejestr Statków	-	TE/2236/880590/19

Ship Approvals

Approval	Standard	Certificate name
RINA RINA Germany GmbH	-	ELE343521XG001

UL-Approvals



Approval	Standard	Certificate name
UL Underwriters Laboratories Inc. (ORDINARY LOCATIONS)	UL 508	E175199 Sec.1

Downloads

Environmental Product Compliance

Compliance Search

Environmental Product Compliance 750-1500	↓
---	-------------------

Documentation

Manual

16-channel, 24VDC	V 1.1.0	pdf 2253.16 KB	↓
System Manual WAGO I/O System 750 / 753	V 3.1.0 11.05.2022	pdf 8495.90 KB	↓
System Manual Series 750/753			↓

System Description

750/753 Series I/O-System – General Product Information		pdf 953.35 KB	↓
Overview on WAGO-I/O-SYSTEM 750 approvals		pdf 770.48 KB	↓
Use in Hazardous Environments	V 1.0.0	pdf 1007.06 KB	↓

Additional Information

Disposal; Electrical and electronic equipment, Packaging	V 1.0.0	pdf 259.56 KB	↓
--	---------	------------------	-------------------

Bid Text





750-1500	19.02.2019	xml 4.34 KB	↓
750-1500	12.07.2017	doc 27.00 KB	↓

Application Notes

Application note, other

	pdf 2174.17 KB	↓
--	-------------------	-------------------

CAD/CAE-Data

CAD data		CAE data	
2D/3D Models 750-1500		EPLAN Data Portal 750-1500	
		WSCAD Universe 750-1500	
		ZUKEN Portal 750-1500	

Device Files

Device Driver			
WAGO USB Service Ka- bel Treiber / Serie 750 und 857	6.5.3.0 10.09.2014	zip 4721.96 KB	