

This fieldbus coupler connects the WAGO I/O System as a slave to the MODBUS fieldbus.

The fieldbus coupler detects all connected I/O modules and creates a local process image. Analog and specialty module data is sent via words and/or bytes, digital data is sent bit by bit.

The data of the analog modules is stored in the process image that is created automatically according to the order in which the modules are connected to the coupler. The bits of the digital modules are sent byte by byte and added to the analog data. If the amount of digital I/O information exceeds eight bits, the coupler automatically starts with a new byte.

Technical data	
Communication	Modbus® RTU
Number of fieldbus nodes on master (max.)	247
Number of I/O points	6000
Baud rate	150 Bd ... 115.2 kBd
Bus segment length (max.)	1200 m
Transmission medium	Shielded Cu cable 2 (4) x 0.25 mm ²
Number of modules per node (max.)	64
Input and output process image (fieldbus) max.	512 bytes/512 bytes
Supply voltage (system)	24 VDC (-25 ... +30 %); via pluggable connector (CAGE CLAMP® connection)
Current consumption (5 V system supply)	350 mA
Total current (system supply)	1650 mA
Supply voltage (field)	24 VDC (-25 ... +30 %); via power jumper contacts
Input current (typ.) at nominal load (24 V)	500 mA
Power supply efficiency (typ.) at nominal load (24 V)	87 %

Technical data

Isolation	500 V system/field
Number of outgoing power jumper contacts	3
Current carrying capacity (power jumper contacts)	10 A

Connection data

Connection technology: communication/fieldbus	Modbus RTU: 1 x D-sub 9 socket
Connection technology: field supply	6 x CAGE CLAMP®
Connection technology: system supply	2 x CAGE CLAMP®
Connection technology: device configuration	1 x Male connector; 4-pole
Connection type 1	System/field supply
Solid conductor	0.08 ... 2.5 mm ² / 28 ... 14 AWG
Fine-stranded conductor	0.08 ... 2.5 mm ² / 28 ... 14 AWG
Strip length	8 ... 9 mm / 0.31 ... 0.35 inches

Physical data

Width	50.5 mm / 1.988 inches
Height	100 mm / 3.937 inches
Depth	71.1 mm / 2.799 inches
Depth from upper-edge of DIN-rail	63.9 mm / 2.516 inches

Mechanical data

Mounting type	DIN-35 rail
---------------	-------------

Material data

Housing material	Polycarbonate; polyamide 6.6
Fire load	2.549 MJ
Weight	183.2 g
Conformity marking	CE

Environmental requirements

Ambient temperature (operation)	0 ... +55 °C
Surrounding air temperature (storage)	-25 ... +85 °C
Protection type	IP20
Pollution degree (5)	2 per IEC 61131-2
Operating altitude	0 ... 2000 m / 0 ... 6562 ft
Mounting position	horizontal (standing/lying); vertical
Relative humidity (without condensation)	95 %
Vibration resistance	4g per IEC 60068-2-6
Shock resistance	15g per IEC 60068-2-27
EMC immunity to interference	per EN 61000-6-2, marine applications
EMC emission of interference	per EN 61000-6-3, marine applications
Exposure to pollutants	per IEC 60068-2-42 and IEC 60068-2-43
Permissible H ₂ S contaminant concentration at a relative humidity 75 %	10 ppm
Permissible SO ₂ contaminant concentration at a relative humidity 75 %	25 ppm

Commercial data

Product Group	15 (Remote I/O)
eCl@ss 10.0	27-24-26-07
eCl@ss 9.0	27-24-26-07
ETIM 8.0	EC001603
ETIM 7.0	EC001603
PU (SPU)	1 Stück
Packaging type	Box
Country of origin VKOrg Germany	DE
GTIN	4055143070935
Customs tariff number VKOrg Germany	8517620000

Approvals and certificates

Ex-Approvals



Approval	Standard	Certificate name
ATEX TUEV Nord Cert GmbH	EN 60079-0	
CCCEX CQST/CNEX	CNCA-C23-01	2020312310000215 (Ex nA IIC T4 Gc)
IECEX TUEV Nord Cert GmbH	IEC 60079-0	IECEX_TUN_14.0035_X (Ex ec IIC T4 Gc)
INMETRO TUV Rheinland do Brasil Ltda.	IEC 60079-0	BR-Ex_TUV 12.1297 X
UL Underwriters Laboratories Inc. (HAZARDOUS LOCATIONS)	UL 121201	E198726 Sec.1

Country specific Approvals



Approval	Standard	Certificate name
EAC Brjansker Zertifizierungsstelle	TP TC 020/2011	EAC RU C-DE.AM02.B.00087/19
KC National Radio Research Agency	Article 58-2, Clause 3	MSIP-REM-W43-FBC750

Ship Approvals



Approval	Standard	Certificate name
ABS American Bureau of Shipping	-	22-2219060
BSH Bundesamt fuer Seeschifffahrt und Hydrographie	-	1104
BV Bureau Veritas S.A.	-	13453/E0 BV
DNV DNV Germany GmbH	DNV-CG-0339,Aug.2021	TAA0000194
KR Korean Register of Shipping	-	KR HMB05880-AC001
LR Lloyds Register EMEA	-	LR22180952TA
PRS Polski Rejestr Statków	-	TE/2236/880590/19
RINA RINA Germany GmbH	-	ELE343521XG001

UL-Approvals



Approval	Standard	Certificate name
UL Underwriters Laboratories Inc. (ORDINARY LOCATIONS)	UL 508	E175199 Sec.1

Downloads

Environmental Product Compliance

Compliance Search


Environmental Product
Compliance
750-315/300-000



Documentation


Manual


System Manual WAGO I/O System 750 / 753 V 3.1.0 11.05.2022 pdf 8495.90 KB 

System Manual Series 750/753 

MODBUS Fieldbus Coupler RTU V 1.0.1 pdf 4856.44 KB 

System Description

750/753 Series I/O-System – General Product Information pdf 953.35 KB 


Overview on WAGO-I/O-SYSTEM 750 approvals pdf 770.48 KB 


Use in Hazardous Environments V 1.0.0 pdf 1007.06 KB 

Additional Information

Disposal; Electrical and electronic equipment, Packaging V 1.0.0 pdf 259.56 KB 

Bid Text


750-315/300-000 19.02.2019 xml 5.63 KB 

750-315/300-000 21.07.2017 doc 28.00 KB 


ausschreiben.de 750-315/300-000 


CAD/CAE-Data

CAD data

2D/3D Models 750-315/300-000 

CAE data

EPLAN Data Portal 750-315/300-000 

WSCAD Universe 750-315/300-000 

ZUKEN Portal 750-315/300-000 

Runtime Software

Firmware

0750-0315/0300-0000, Feldbuskoppler MOD-BUS; RS-485 V 02 17.02.2022 zip 572.99 KB 