

This analog input module processes standard 0–20 mA, 4–20 mA and 3.6–21 mA (Namur NE43) signals. The module provides a 24 V power supply for a direct connection to 2-wire sensors. The input signal is electrically isolated and is transmitted with a resolution of 12 bits. Wire break, short circuit and out-of-measurement range are indicated by a red LED. Unused channels can be deactivated. The module can be configured via WAGO-I/O-CHECK or GSD files. It features an extremely compact design and low measurement errors.

Technical data	
Number of analog inputs	8
Total number of channels (module)	8
Signal type	Current
Signal type (current)	0 ... 20 mA DC; 4 ... 20 mA DC; 3.6 ... 21 mA DC
Signal type (configurable)	Yes
Sensor connection	8 x (2-wire)
Input voltage (max.)	31.2 V
Resolution [bit]	12 bits
Input resistance (max.)	220 Ω
Data width	8 x 16-bit data; 8 x 8-bit control/status (optional)
Conversion time (typ.)	10 ms
Measurement error (reference temperature)	25 °C
Measurement error, deviation (max.) from the upper-range value	0.1 %
Temperature error (max.) of the upper-range value	0.01 %/K

Technical data

Configuration options	WAGO-I/O-CHECK CODESYS Library e!COCKPIT
Supply voltage (system)	5 VDC; via data contacts
Current consumption (5 V system supply)	69 mA
Supply voltage (field)	24 VDC (-25 ... +30 %); via power jumper contacts (power supply via blade contact; transmission via spring contact)
Isolation	500 V system/field
Number of incoming power jumper contacts	2
Number of outgoing power jumper contacts	2

Connection data

Connection technology: inputs/outputs	16 x Push-in CAGE CLAMP®
Connection type 1	Inputs/outputs
Solid conductor	0.08 ... 1.5 mm ² / 28 ... 16 AWG
Fine-stranded conductor	0.25 ... 1.5 mm ² / 22 ... 16 AWG
Strip length	8 ... 9 mm / 0.31 ... 0.35 inches

Physical data

Width	12 mm / 0.472 inches
Height	100 mm / 3.937 inches
Depth	69 mm / 2.717 inches
Depth from upper-edge of DIN-rail	61.8 mm / 2.433 inches

Mechanical data

Mounting type	DIN-35 rail
---------------	-------------

Material data

Housing material	Polycarbonate; polyamide 6.6
Fire load	0.824 MJ
Weight	62 g
Conformity marking	CE

Environmental requirements

Ambient temperature (operation)	0 ... +55 °C
Surrounding air temperature (storage)	-25 ... +85 °C
Protection type	IP20
Pollution degree (5)	2 per IEC 61131-2
Operating altitude	0 ... 2000 m / 0 ... 6562 ft
Mounting position	horizontal (standing/lying); vertical
Relative humidity (without condensation)	95 %
Vibration resistance	4g per IEC 60068-2-6
Shock resistance	15g per IEC 60068-2-27
EMC immunity to interference	per EN 61000-6-2
EMC emission of interference	per EN 61000-6-3
Exposure to pollutants	per IEC 60068-2-42 and IEC 60068-2-43
Permissible H ₂ S contaminant concentration at a relative humidity 75 %	10 ppm
Permissible SO ₂ contaminant concentration at a relative humidity 75 %	25 ppm

Commercial data

eCl@ss 10.0	27-24-26-01
eCl@ss 9.0	27-24-26-01
ETIM 8.0	EC001596
ETIM 7.0	EC001596
PU (SPU)	1 Stück
Packaging type	Box
Country of origin VKOrg Germany	DE
GTIN	4055143350365
Customs tariff number VKOrg Germany	85389099990

Approvals and certificates

Ex-Approvals



Approval	Standard	Certificate name
ATEX TUEV Nord Cert GmbH	EN 60079-0	
CCCEX CQST/CNEX	CNCA-C23-01	2020312310000213 (Ex nA IIC T4 Gc)
EAC Brjansker Zertifizierungsstelle	TP TC 012/2011	EAC RU C-DE.AM02. B.00163/19 (2Ex e IIC T4 Gc X)
IECEX TUEV Nord Cert GmbH	IEC 60079-0	IECEX_TUN_14.0035_X (Ex ec IIC T4 Gc)
INMETRO TÜV Rheinland do Brasil Ltda.	IEC 60079-0	BR-Ex_TÜV 12.1297 X
KTL Korea Testing Laboratory	KOSHA Article 34, IEC60079-0	21-KA4BO-0555X
UL Underwriters Laboratories Inc. (HAZARDOUS LOCATIONS)	UL 121201	E198726 Sec.1

Country specific Approvals



Approval	Standard	Certificate name
EAC Brjansker Zertifizierungsstelle	TP TC 020/2011	EAC RU C-DE.AM02. B.00087/19
KC National Radio Research Agency	Article 58-2, Clause 3	MSIP-REM-W43-AIM750

Ship Approvals



Approval	Standard	Certificate name
ABS American Bureau of Shipping	-	22-2219060
BSH Bundesamt fuer Seeschifffahrt und Hydrographie	-	1104
DNV DNV Germany GmbH	DNV-CG-0339, Aug.2021	TAA0000194
KR Korean Register of Shipping	-	KR HMB05880-AC001
LR Lloyds Register EMEA	-	LR22180952TA

Ship Approvals

PRS Polski Rejestr Statków	-	TE/2236/880590/19
RINA RINA Germany GmbH	-	ELE343521XG001

UL-Approvals



Approval	Standard	Certificate name
UL Underwriters Laboratories Inc. (ORDINARY LOCATIONS)	UL 61010-2-201	E175199

Downloads

Environmental Product Compliance




Compliance Search

Environmental Product
Compliance 750-496






Documentation

Manual

System Manual WAGO I/O System 750 / 753	V 3.1.0 11.05.2022	pdf 8495.90 KB	
System Manual Series 750/753			
8-channel, 0/4 - 20mA	V 1.2.2 23.08.2021	pdf 6389.55 KB	




System Description

750/753 Series I/O- System – General Pro- duct Information		pdf 953.35 KB	
Overview on WAGO-I/ O-SYSTEM 750 appro- vals		pdf 770.48 KB	
Use in Hazardous Envi- ronments	V 1.0.0	pdf 1007.06 KB	

Additional Information


Disposal; Electrical and electronic equipment, Packaging	V 1.0.0	pdf 259.56 KB	
--	---------	------------------	---

Bid Text





750-496	19.10.2017	doc 28.50 KB	
750-496	19.02.2019	xml 4.71 KB	
ausschreiben.de 750-496			

Application Notes

Application Note CoDeSys 2.3

Application Note Libra- ry ModuleAccess_01	05.01.2016 29.01.2016	zip 1001.22 KB	
---	--------------------------	-------------------	---



CAD/CAE-Data	
CAD data	CAE data
2D/3D Models 750-496 	EPLAN Data Portal 750-496 
	WSCAD Universe 750-496 
	ZUKEN Portal 750-496 

Subject to changes. Please also observe the further product documentation!

Current addresses can be found at: www.wago.com