

This digital output module transmits control signals from the automation device to the connected actuators.
All outputs are short-circuit-protected.
Field and system levels are electrically isolated.

Technical data	
Number of digital outputs	2
Total number of channels (module)	2
Signal type	Voltage
Signal type (voltage)	24 VDC
Actuator connection	2 x (2-wire, 3-wire, 4-wire)
Output characteristic	high-side switching
Output current per channel	2 A
Output current	short-circuit-protected
Switching frequency (max.)	2.5 kHz
Load type	Resistive, inductive, lamp load
Short-circuit limitation (typ.) PWM	35 A
Inductive load switch-off energy dissipation (max.)	0.14 J
Output data width (internal) max.	2 bits
Supply voltage (system)	5 VDC; via data contacts
Current consumption (5 V system supply)	3.5 mA
Supply voltage (field)	24 VDC (-25 ... +30 %); via power jumper contacts (power supply via blade contact; transmission via spring contact)
Current consumption, field supply (module with no external load)	15 mA

Technical data

Isolation	500 V system/field
Indicators	LED (A, C) green: Status DO 1, DO 2
Number of incoming power jumper contacts	3
Number of outgoing power jumper contacts	3
Current carrying capacity (power jumper contacts)	10 A

Connection data

Connection technology: inputs/outputs	8 x CAGE CLAMP®
Connection type 1	Inputs/outputs
Solid conductor	0.08 ... 2.5 mm ² / 28 ... 14 AWG
Fine-stranded conductor	0.08 ... 2.5 mm ² / 28 ... 14 AWG
Strip length	8 ... 9 mm / 0.31 ... 0.35 inches

Physical data

Width	12 mm / 0.472 inches
Height	100 mm / 3.937 inches
Depth	69.8 mm / 2.748 inches
Depth from upper-edge of DIN-rail	62.6 mm / 2.465 inches

Mechanical data

Mounting type	DIN-35 rail
Pluggable connector	fixed

Material data

Color	light gray
Housing material	Polycarbonate; polyamide 6.6
Fire load	1.228 MJ
Weight	47.2 g
Conformity marking	CE

Environmental requirements

Ambient temperature (operation)	0 ... +55 °C
Surrounding air temperature (storage)	-25 ... +85 °C
Protection type	IP20
Pollution degree (5)	2 per IEC 61131-2
Operating altitude	0 ... 2000 m / 0 ... 6562 ft
Mounting position	horizontal (standing/lying); vertical
Relative humidity (without condensation)	95 %
Vibration resistance	4g per IEC 60068-2-6
Shock resistance	15g per IEC 60068-2-27
EMC immunity to interference	per EN 61000-6-2, marine applications
EMC emission of interference	per EN 61000-6-4, marine applications
Exposure to pollutants	per IEC 60068-2-42 and IEC 60068-2-43
Permissible H ₂ S contaminant concentration at a relative humidity 75 %	10 ppm
Permissible SO ₂ contaminant concentration at a relative humidity 75 %	25 ppm

Commercial data

Product Group	15 (Remote I/O)
eCl@ss 10.0	27-24-26-04
eCl@ss 9.0	27-24-26-04
ETIM 8.0	EC001599
ETIM 7.0	EC001599
PU (SPU)	1 Stück
Packaging type	Box
Country of origin VKOrg Germany	DE
GTIN	4045454586652
Customs tariff number VKOrg Germany	85371098990

Approvals and certificates

Ex-Approvals



Approval	Standard	Certificate name
ATEX TUEV Nord Cert GmbH	EN 60079-0	
CCCEX CQST/CNEX	CNCA-C23-01	2020312310000215 (Ex nA IIC T4 Gc)
EAC Brjansker Zertifizierungsstelle	TP TC 012/2011	EAC RU C-DE.AM02. B.00163/19 (2Ex nA IIC T4 Gc X)
IECEX TUEV Nord Cert GmbH	IEC 60079-0	IECEX_TUN_14.0035_X (Ex ec IIC T4 Gc)
INMETRO TUV Rheinland do Brasil Ltda.	IEC 60079-0	BR-Ex_TUV 12.1297 X
UL Underwriters Laboratories Inc. (HAZARDOUS LOCATIONS)	UL 121201	E198726 Sec.1

Country specific Approvals



Approval	Standard	Certificate name
EAC Brjansker Zertifizierungsstelle	TP TC 020/2011	EAC RU C-DE.AM02. B.00087/19
KC National Radio Research Agency	Article 58-2, Clause 3	MSIP-REM-W43-DOM750

Ship Approvals



Approval	Standard	Certificate name
ABS American Bureau of Shipping	-	22-2219060
BSH Bundesamt fuer Seeschifffahrt und Hydrographie	-	1104
BV Bureau Veritas S.A.	-	13453/E0 BV
DNV DNV Germany GmbH	DNV-CG-0339,Aug.2021	TAA0000194
KR Korean Register of Shipping	-	KR HMB05880-AC001
LR Lloyds Register EMEA	-	LR22180952TA
PRS Polski Rejestr Statków	-	TE/2236/880590/19

Ship Approvals

Approval	Standard	Certificate name
RINA RINA Germany GmbH	-	ELE343521XG001

UL-Approvals



Approval	Standard	Certificate name
UL Underwriters Laboratories Inc. (ORDINARY LOCATIONS)	UL 508	E175199 Sec.1

Downloads

Environmental Product Compliance

Compliance Search
Environmental Product Compliance 750-502 ↓

Documentation

Manual
2-channel, 24VDC, 2.0A V 1.2.0 pdf 831.92 KB ↓
System Manual WAGO I/O System 750 / 753 V 3.1.0 11.05.2022 pdf 8495.90 KB ↓
System Manual Series 750/753 ↓

System Description
750/753 Series I/O-System – General Product Information pdf 953.35 KB ↓
Overview on WAGO-I/O-SYSTEM 750 approvals pdf 770.48 KB ↓
Use in Hazardous Environments V 1.0.0 pdf 1007.06 KB ↓




Additional Information
Disposal; Electrical and electronic equipment, Packaging V 1.0.0 pdf 259.56 KB ↓

Bid Text
750-502 19.02.2019 xml 4.32 KB ↓
750-502 12.07.2017 doc 28.50 KB ↓
ausschreiben.de 750-502 ↓

Application Notes

Application note, other
pdf 2174.17 KB ↓

CAD/CAE-Data

CAD data		CAE data	
2D/3D Models 750-502		EPLAN Data Portal 750-502	
		WSCAD Universe 750-502	
		ZUKEN Portal 750-502	

Device Files

Device Driver			
WAGO USB Service Kabel Treiber / Serie 750 und 857	6.5.3.0 10.09.2014	zip 4721.96 KB	