

This digital output module transmits control signals from the automation device to the connected actuators.

The internal system voltage triggers the relay.

The NO contacts are electrically isolated.

The state of the relay is shown via LEDs.

Technical data	
Number of digital outputs	4
Total number of channels (module)	4
Actuator connection	4 x (1-wire)
Output circuit design	4 make contacts Relay
Output characteristic	potential-free
Switching frequency (max.)	0.33 Hz; 3 A / 250 VAC, 30 VDC
Switching frequency (max.) (2)	0.1 Hz; 5 A / 250 VAC, 30 VDC
Load type of switching frequency	3 A / 250 VAC, 30 VDC
Switching voltage (max.)	250 VAC; 30 VDC; 110 VDC at 0.4 A
Switching current (max.)	2 A
Switching current (note)	5 A for single-channel use
Switching power	1250 VA / 150 W; cos φ max. = 0.4; L/R max. = 7 ms
Pull-in time (max.)	10 ms
Drop-out time (max.)	5 ms

Technical data

Bounce time (typ.)	1 ms
Electrical switching operations (min.) (at max. resistive load)	100 x 10 ³ switching operations
Mechanical switching operations (min.) (at max. resistive load)	20 x 10 ⁶ switching operations
Output data width (internal) max.	4 bits
Supply voltage (system)	5 VDC; via data contacts
Current consumption (5 V system supply)	95 mA
Isolation	1500 V (system/field)
Indicators	LED (A-D) green: Status relay 1 ... relay 4

Connection data

Connection technology: inputs/outputs	8 x CAGE CLAMP [®]
Connection type 1	Inputs/outputs
Solid conductor	0.08 ... 2.5 mm ² / 28 ... 14 AWG
Fine-stranded conductor	0.08 ... 2.5 mm ² / 28 ... 14 AWG
Strip length	8 ... 9 mm / 0.31 ... 0.35 inches

Physical data

Width	12 mm / 0.472 inches
Height	100 mm / 3.937 inches
Depth	67.8 mm / 2.669 inches
Depth from upper-edge of DIN-rail	60.6 mm / 2.386 inches

Mechanical data

Mounting type	DIN-35 rail
Pluggable connector	fixed

Material data

Contact material	AgNi + Au
Housing material	Polycarbonate; polyamide 6.6
Fire load	0.943 MJ
Weight	56 g
Conformity marking	CE

Environmental requirements

Ambient temperature (operation)	0 ... +55 °C
Surrounding air temperature (storage)	-25 ... +85 °C
Protection type	IP20
Pollution degree (5)	2 per IEC 61131-2
Operating altitude	0 ... 2000 m / 0 ... 6562 ft
Mounting position	horizontal (standing/lying); vertical
Relative humidity (without condensation)	95 %
Vibration resistance	per IEC 60068-2-6
Shock resistance	15g per IEC 60068-2-27
EMC immunity to interference	per EN 61000-6-2, marine applications
EMC emission of interference	per EN 61000-6-3, marine applications
Exposure to pollutants	per IEC 60068-2-42 and IEC 60068-2-43
Permissible H ₂ S contaminant concentration at a relative humidity 75 %	10 ppm
Permissible SO ₂ contaminant concentration at a relative humidity 75 %	25 ppm

Commercial data

eCl@ss 10.0	27-24-26-04
eCl@ss 9.0	27-24-26-04
ETIM 8.0	EC001599
ETIM 7.0	EC001599
PU (SPU)	1 Stück
Packaging type	Box
Country of origin VKOrg Germany	DE
GTIN	4055143512831
Customs tariff number VKOrg Germany	85371098990

Approvals and certificates

Ex-Approvals



Approval	Standard	Certificate name
ATEX TUEV Nord Cert GmbH	EN 60079-0	
CCCEX CQST/CNEX	CNCA-C23-01	2020312310000213 (Ex nA nC IIC T4 Gc)
EAC Brjansker Zertifizierungsstelle	TP TC 012/2011	EAC RU C-DE.AM02.B.00163/19 (2Ex e nC IIC T4 Gc X)
IECEX TUEV Nord Cert GmbH	IEC 60079-0	IECEX_TUN_14.0035_X (Ex ec IIC T4 Gc)
INMETRO TUV Rheinland do Brasil Ltda.	IEC 60079-0	BR-Ex_TUV 12.1297 X
UL Underwriters Laboratories Inc. (HAZARDOUS LOCATIONS)	UL 121201	E198726 Sec.1

Country specific Approvals



Approval	Standard	Certificate name
EAC Brjansker Zertifizierungsstelle	TP TC 020/2011	EAC RU C-DE.AM02.B.00087/19
EAC Brjansker Zertifizierungsstelle	TP TC 004/2011	EAC RU C-DE.AM02.B.00088_19
KC National Radio Research Agency	Article 58-2, Clause 3	MSIP-REM-W43-DOM750

Ship Approvals



Approval	Standard	Certificate name
ABS American Bureau of Shipping	-	22-2219060
BSH Bundesamt fuer Seeschifffahrt und Hydrographie	-	1104
DNV DNV Germany GmbH	DNV-CG-0339,Aug.2021	TAA0000194
LR Lloyds Register EMEA	-	LR22180952TA
PRS Polski Rejestr Statków	-	TE/2236/880590/19
RINA RINA Germany GmbH	-	ELE343521XG001

UL-Approvals



Approval	Standard	Certificate name
UL Underwriters Laboratories Inc. (ORDINARY LOCATIONS)	UL 61010-2-201	E175199

Downloads

Environmental Product Compliance




Compliance Search

Environmental Product
Compliance 750-515






Documentation

Manual

4-channel, 250 VAC, 2 A	V 1.0.1	pdf 2034.82 KB	
System Manual WAGO I/O System 750 / 753	V 3.1.0 11.05.2022	pdf 8495.90 KB	
System Manual Series 750/753			



System Description

750/753 Series I/O- System – General Pro- duct Information		pdf 953.35 KB	
Overview on WAGO-I/ O-SYSTEM 750 appro- vals		pdf 770.48 KB	
Use in Hazardous Envi- ronments	V 1.0.0	pdf 1007.06 KB	

Additional Information

Disposal; Electrical and electronic equipment, Packaging	V 1.0.0	pdf 259.56 KB	
--	---------	------------------	---

Bid Text

750-515	19.02.2019	xml 4.70 KB	
750-515	18.06.2019	docx 17.81 KB	

CAD/CAE-Data

CAD data

2D/3D Models 750-515	
----------------------	---

CAE data

EPLAN Data Portal 750-515	
WSCAD Universe 750-515	
ZUKEN Portal 750-515	