

The EtherNet/IP Controller can be used as a programmable controller within EtherNet/IP networks in conjunction with the WAGO I/O System. The controller supports all digital, analog and specialty modules found within the 750/753 Series, and is suitable for data rates of 10/100 Mbit/s. Two ETHERNET interfaces and an integrated switch allow the fieldbus to be wired in a line topology, eliminating the need for additional network devices, such as switches or hubs. Both interfaces support autonegotiation and Auto-MDI(X). The DIP switch configures the last byte of the IP address and may be used for IP address assignment. The controller supports EtherNet/IP for use in industrial environments. It also supports a wide variety of standard ETHERNET protocols for easy integration into IT environments (e.g., HTTP(S), BootP, DHCP, DNS, SNTP, (S)FTP, SNMP). An integrated Webserver provides user configuration options, while displaying the controller's status information. The IEC 61131-3 programmable controller is multitasking-capable and features a capacitor-backed RTC. A data memory of 8 MB is available. The controller is equipped with a removable memory card slot. A memory card can be used to transfer device parameters or files (e.g., boot files) from one controller to another. The memory card can be accessed via FTP and be used as an additional drive.

Technical data	
Communication	EtherNet/IP™
ETHERNET protocols	HTTP(S) BootP DHCP DNS SNTP FTP(S) SNMP
Visualization	Web-Visu
CPU	32 bits
Programming languages per IEC 61131-3	Instruction List (IL) Ladder Diagram (LD) Function Block Diagram (FBD), Continuous Function Chart (CFC) Structured Text (ST) Sequential Function Chart (SFC)

Technical data

Programming environment	WAGO-I/O-PRO V2.3 (based on CODESYS V2.3)
Configuration options	WAGO-I/O-CHECK Web-Based Management CODESYS Library
Baud rate (communication/fieldbus 1)	10/100 Mbit/s
Baud rate	10/100 Mbit/s
Transmission medium (communication/fieldbus)	Twisted pair S-UTP; 100 Ω; Cat. 5; 100 m maximum cable length
Transmission performance	Class D per EN 50173
Program memory	8 MB
Data memory	8 MB
Non-volatile software memory	32 KB
Type of memory card	SD and SDHC up to 32 GB (all guaranteed properties only valid with WAGO Memory Card)
Memory card slot	Push-push mechanism; cover lid (sealable)
Number of modules per node (max.)	250
Number of modules without a bus extension (max.)	64
Input and output process image (fieldbus) max.	1020 Worte/1020 Worte
Indicators	LED (LINK/ACT) green: Network connection via ports 1 ... 2; LED (MS, NS) red/green: Status of node, network; LED (I/O, USR) red/green/orange: Local data bus status, status programmable by user; LED (A, B) green: System power supply status, field supply
Supply voltage (system)	24 VDC (-25 ... +30 %); via pluggable connector (CAGE CLAMP® connection)
Input current (typ.) at nominal load (24 V)	500 mA
Power supply efficiency (typ.) at nominal load (24 V)	90 %
Current consumption (5 V system supply)	440 mA
Total current (system supply)	1700 mA
Supply voltage (field)	24 VDC (-25 ... +30 %); via power jumper contacts
Current carrying capacity (power jumper contacts)	10 A
Number of outgoing power jumper contacts	3
Isolation	500 V system/field

Connection data

Connection technology: communication/fieldbus	EtherNet/IP™: 2 x RJ-45
Connection technology: system supply	2 x CAGE CLAMP®
Connection technology: field supply	6 x CAGE CLAMP®
Connection type 1	System/field supply
Solid conductor	0.08 ... 2.5 mm ² / 28 ... 14 AWG
Fine-stranded conductor	0.08 ... 2.5 mm ² / 28 ... 14 AWG
Strip length	8 ... 9 mm / 0.31 ... 0.35 inches
Connection technology: device configuration	1 x Male connector; 4-pole

Physical data

Width	61.5 mm / 2.421 inches
Height	100 mm / 3.937 inches
Depth	71.9 mm / 2.831 inches
Depth from upper-edge of DIN-rail	64.7 mm / 2.547 inches

Mechanical data

Weight	151.8 g
Housing material	Polycarbonate; polyamide 6.6

Environmental requirements

Ambient temperature (operation)	0 ... +55 °C
Surrounding air temperature (storage)	-25 ... +85 °C
Protection type	IP20
Pollution degree (5)	2 per IEC 61131-2
Operating altitude	without temperature derating: 0 ... 2000 m; with temperature derating: 2000 ... 5000 m (0.5 K/100 m); 5000 m (max.)
Relative humidity (without condensation)	95 %
Mounting position	any
Mounting type	DIN-35 rail
Vibration resistance	4g per IEC 60068-2-6
Shock resistance	15g per IEC 60068-2-27
EMC immunity to interference	per EN 61000-6-2, marine applications
EMC emission of interference	per EN 61000-6-3, marine applications
Exposure to pollutants	per IEC 60068-2-42 and IEC 60068-2-43
Fire load	2.43 MJ
Permissible H ₂ S contaminant concentration at a relative humidity 75 %	10 ppm
Permissible SO ₂ contaminant concentration at a relative humidity 75 %	25 ppm

Commercial data

ETIM 8.0	EC000236
ETIM 7.0	EC000236
PU (SPU)	1 Stück
Packaging type	Box
Country of origin VKOrg Germany	DE
GTIN	4055143889179
Customs tariff number VKOrg Germany	85371091990

Approvals and certificates

Ex-Approvals



Approval	Standard	Certificate name
ATEX TUEV Nord Cert GmbH	EN 60079-0	
CCCEX CQST/CNEX	CNCA-C23-01	2020312310000213 (Ex nA IIC T4 Gc)
IECEX TUEV Nord Cert GmbH	IEC 60079-0	IECEX_TUN_14.0035_X (Ex ec IIC T4 Gc)
INMETRO TUV Rheinland do Brasil Ltda.	IEC 60079-0	BR-Ex_TUV 12.1297 X
KTL Korea Testing Laboratory	KOSHA Article 34, IEC60079-0	21-KA4BO-0556X
UL Underwriters Laboratories Inc. (HAZARDOUS LOCATIONS)	UL 121201	E198726 Sec.1

Country specific Approvals



Approval	Standard	Certificate name
EAC Brjansker Zertifizierungsstelle	TP TC 020/2011	EAC RU C-DE.AM02. B.00087/19
KC National Radio Research Agency	Article 58-2, Clause 3	MSIP-REM-W43-PFC750

Ship Approvals



Approval	Standard	Certificate name
ABS American Bureau of Ship- ping	-	22-2219060
BSH Bundesamt fuer See- schiffahrt und Hydrogra- phie	-	1104
DNV DNV Germany GmbH	DNV-CG-0339, Aug. 2021	TAA0000194
LR Lloyds Register EMEA	-	LR22180952TA
RINA RINA Germany GmbH	-	ELE343521XG001

UL-Approvals



Approval	Standard	Certificate name
UL Underwriters Laboratories Inc. (ORDINARY LOCATI- ONS)	UL 61010-2-201	E175199 Sec11

Downloads

Environmental Product Compliance

Compliance Search
Environmental Product Compliance 750-893 ↓

Documentation




Manual			
Controller EtherNet/IP; G4; 2ETH; SD	V 1.1.1 25.05.2022	pdf 5689.39 KB	↓
System Manual WAGO I/O System 750 / 753	V 3.1.0 11.05.2022	pdf 8495.90 KB	↓
System Manual Series 750/753			↓

System Description			
Overview on WAGO-I/ O-SYSTEM 750 appro- vals		pdf 770.48 KB	↓
750 Controller, General Product Information		pdf 507.50 KB	↓
Use in Hazardous Envi- ronments	V 1.0.0	pdf 1007.06 KB	↓



Additional Information			
Disposal; Electrical and electronic equipment, Packaging	V 1.0.0	pdf 259.56 KB	↓

Bid Text			
750-893	22.05.2019	docx 21.76 KB	↓
750-893	22.05.2019	xml 9.61 KB	↓


CAD/CAE-Data

CAD data		CAE data	
2D/3D Models 750-893		EPLAN Data Portal 750-893	
		ZUKEN Portal 750-893	

Engineering-Software

Configuration and Commissioning Software			
WAGO-IO-PRO Demo-Version (759-912) / Serie 750, 758 und 762	V 2.3.9.68 17.02.2022	zip 122377.05 KB	
WAGOupload	1.15.0.0 02.02.2022	zip 11092.25 KB	

Runtime Software

Firmware			
0750-089x, Controller	V 10 10.02.2022	zip 4277.45 KB	

Libraries

Device Description File			
750-919; EDS file for Ethernet/IP / 750-363, 750-366, 750-823, 750-893	1.3 02.10.2020	zip 14.06 KB	