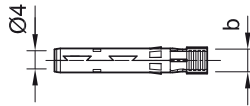
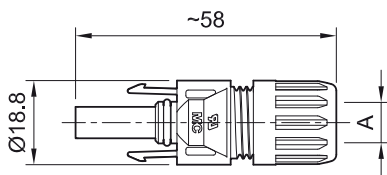


## PLUG CONNECTORS

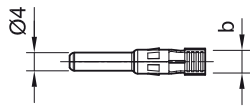
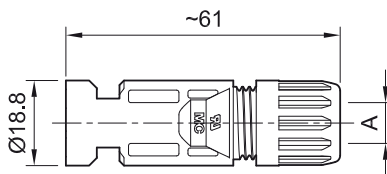
# Female and male cable coupler MC4

Female and male cable coupler as individual part with open crimp contact (including insulating part)

### PV-KBT4...



### PV-KST4...



Assembly instructions MA231  
[www.staubli.com/electrical](http://www.staubli.com/electrical)



Sealing caps page 49  
Assembly tools page 54

In accordance with NEC 2020, requires a tool to open. Proven MULTILAM technology with high long-term stability, which ensures consistently low performance loss throughout the entire service life of the plug connector. Tried and tested plug connectors,

over 15 years of experience in the field. Available for assembly with cross-sections up to 10 mm<sup>2</sup>. Also available as ready made leads. Mating compatibility with MC4 and MC4-Evo 2 connector families. Leads made to customer's specifications.

<b>Technical data</b>	
Connector system	MC4
Ambient temperature range	-40 °C...+85 °C (TÜV/UL)
Upper limiting temperature	105 °C
Degree of protection	IP68 (1 m, 1 h)/IP65
Degree of protection, unmated	IP2X
Category	CAT III
Degree of pollution	3
Max. contact resistance of the connector	0.25 mΩ
Rated Impulse Voltage	16 kV
Contact system	MULTILAM
Type of connection	Crimping
Contact material	Copper, tin plated
Insulation material	PC/PA
Locking system	Locking Type
Fire protection class	UL94:V-0
Ammonia resistance (acc. to DLG)	yes
Salt mist spray test, degree of severity 6	yes
TÜV Rheinland certifications number	R 60127190
TÜV Rheinland 2 PFG 2330	R 60087448
UL-File number	E343181
CSA number of certificate	250725
CQC number of certificate	CQC16024138286
JET number of certificate	B19T0013

# Female and male cable coupler MC4

Female and male cable coupler as individual part with open crimp contact (including insulating part)

Order No.	Type	Socket	Plug	Outer diameter of cable	Width of crimp opening	IEC 62852			UL 6703			Approvals				
						mm <sup>2</sup>	DC V	A	AWG	DC V	A	TÜV	UR	CSA	CQC	JET
32.0010P0001-UR	PV-KBT4/2,5I-UR	x		5.0-6.0	4.0	2.5	1000	22.5				x	x	x		x
									14	1500	30					
32.0011P0001-UR	PV-KST4/2,5I-UR		x	5.0-6.0	4.0	2.5	1000	22.5				x	x	x		x
									14	1500	30					
32.0140P0001-UR	PV-KBT4/2,5X-UR	x		5.5-7.4	4.0	2.5	1000	22.5				x	x			x
									14	1500	30					
32.0141P0001-UR	PV-KST4/2,5X-UR		x	5.5-7.4	4.0	2.5	1000	22.5				x	x			x
									14	1500	30					
32.0012P0001-UR	PV-KBT4/2,5II-UR	x		5.9-8.8	4.0	2.5	1000	22.5				x	x	x	x	x
									14	1500	30					
32.0013P0001-UR	PV-KST4/2,5II-UR		x	5.9-8.8	4.0	2.5	1000	22.5				x	x	x	x	x
									14	1500	30					
32.0014P0001-UR	PV-KBT4/6I-UR	x		5.0-6.0	5.8	4	1000	39				x	x	x		x
						6	1000	39								
									12	1500	35					
									10	1500	50					
32.0015P0001-UR	PV-KST4/6I-UR		x	5.0-6.0	5.8	4	1000	39				x	x	x		x
						6	1000	39								
									12	1500	35					
									10	1500	50					
32.0142P0001-UR	PV-KBT4/6X-UR	x		5.5-7.4	5.8	4	1000	39				x	x			x
						6	1000	39								
									12	1500	35					
									10	1500	50					
32.0143P0001-UR	PV-KST4/6X-UR		x	5.5-7.4	5.8	4	1000	39				x	x			x
						6	1000	39								
									12	1500	35					
									10	1500	50					
32.0016P0001-UR	PV-KBT4/6II-UR	x		5.9-8.8	5.8	4	1000	39				x	x	x	x	x
						6	1000	39								
									12	1500	35					
									10	1500	50					

**Note:**

For more detailed information concerning the suitable cable gland range, please consult MA231.

Order No.	Type	Socket	Plug	Outer diameter of cable	Width of crimp opening	IEC 62852			UL 6703			Approvals				
						mm <sup>2</sup>	DC V	A	AWG	DC V	A	TÜV	UR	CSA	CQC	JET
<b>32.0017P0001-UR</b>	PV-KST4/6II-UR		x	5.9-8.8	5.8	4	1000	39				x	x	x	x	x
						6	1000	39								
									12	1500	35					
									10	1500	50					
<b>32.0034P0001</b>	PV-KBT4/10II	x		5.9-8.8	6.5	10	1000	45				x				x
<b>32.0035P0001</b>	PV-KST4/10II		x	5.9-8.8	6.5	10	1000	45				x				x