

Data sheet

Art.No.: 83.050.0004.0

HMI panel HMI-ECO-150

"HMI Eco Touchpanel, 15" diagonal, TFT, 1024x786 Pixel, IP66 for frontside, 64 MB RAM, USB Host/Client, Ethernet, Modbus TCP, Programmable with the software hmiPLAN"



Art.No.	83.050.0004.0
EAN	4049088531736
Order Unit	1

certificates / approvals



Technical data

display

screen diagonal (Inch)	15
number of pixels, horizontal	1024
number of pixels, vertical	768
type of display	TFT Colour LCD with LED Backlight
max. colors	16-bit
backlight life in hours	20000
touch technology	resistive touch
CPU Typ	RISC ARM9 32 Bit

technical data

operating temperature min.	-10 °C
operating temperature max.	60 °C
storage temperature / transport max.	70 °C
storage temperature / transport min.	-20 °C
relative humidity min.	10 %
relative humidity max.	90 %
degree of protection (IP)	IP66
degree of protection (NEMA)	4X
number of HW-interfaces industrial Ethernet	1
number of HW-interfaces RS232	1
number of HW-interfaces RS422	1
number of HW-interfaces RS485	4

number of HW-interfaces USB	1
supporting MODBUS protocol	yes
standards	EN61000-6-2, EN61000-6-4
approvals	yes
cooling	natural Cooling with min. 50 mm distance to environment
shock	X,Y,Z direction, 1G, 30 minutes shock test
Real Time Clock	yes
Battery Backed RAM	yes
vibration	10...55 Hz (IEC60068-2-64)
UL certification	UL61010
ROHS certification	yes
Ethernet Protocols	ADS for TwinCAT3, Modbus TCP Slave, Modbus TCP Master, Ethernet IP, u.v.a.
compatible PLC families	Siemens, Allen Bradley, Beckhoff, Wago, Schneider, u.v.a.
operating cycles	≥ 1000000
power supply type	SELV (UL 508, UL 248)
font type	Taiwanese (traditional Chinese), Japanese (ANK, Kanji), Kyrilic, Korean, Chinese (simp. Chinese), ASCII (Europ front type)

supply circuit

min. rated supply voltage at DC	21.6 V
max. rated supply voltage at DC	26.4 V
voltage type	DC
rated consumption DC	20 W

dimensions

width of the front	399.1 mm
height of the front	297.6 mm
build in depth	57.5 mm
cutout dimension width	384.5 mm
cutout dimension height	283 mm
weight	3 g

classification

ECLASS 11	27242301
ECLASS 8.1	27242301
ETIM 9.0	EC001414
ETIM 8.0	EC001414
ETIM 7.0	EC001414
ETIM 6.0	EC001414
ETIM 5.0	EC001414
ETIM 4.0	EC001414

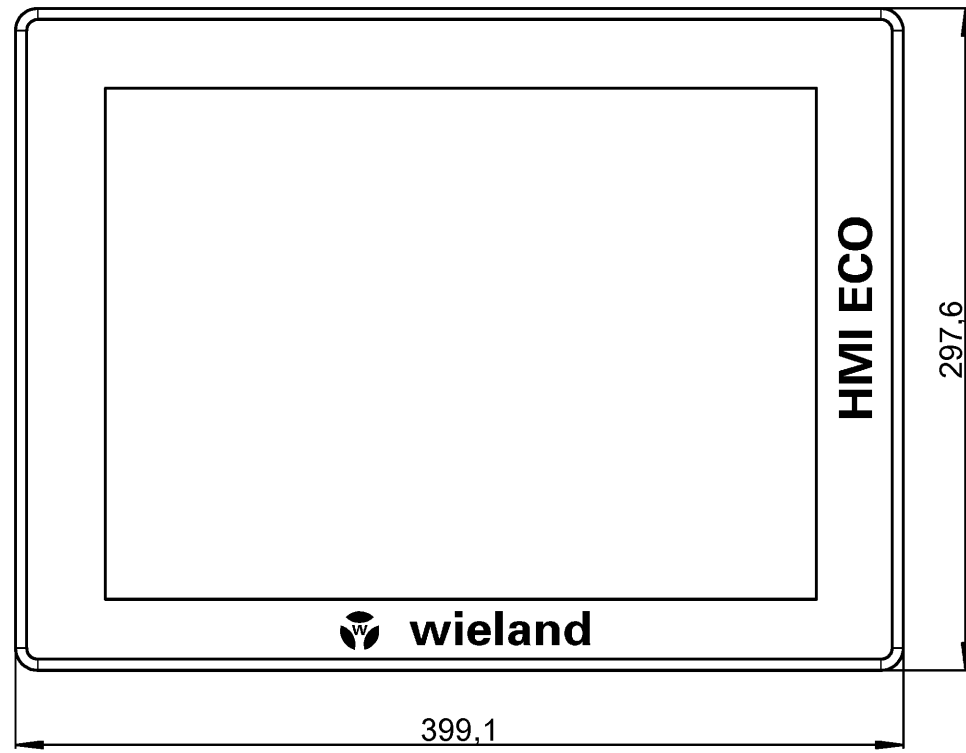
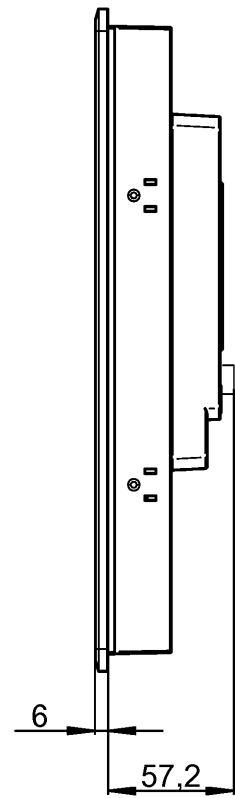

product compliance

ROHS conformity status	compliant/exempted
ROHS exceptions	III-6(a); III-6(c); III-7(a); III-7(c)I
REACH-SVHC conformity status	Duty-To-Declare
REACH-SVHC substances	Lead
REACH-SVHC CAS numbers	7439-92-1

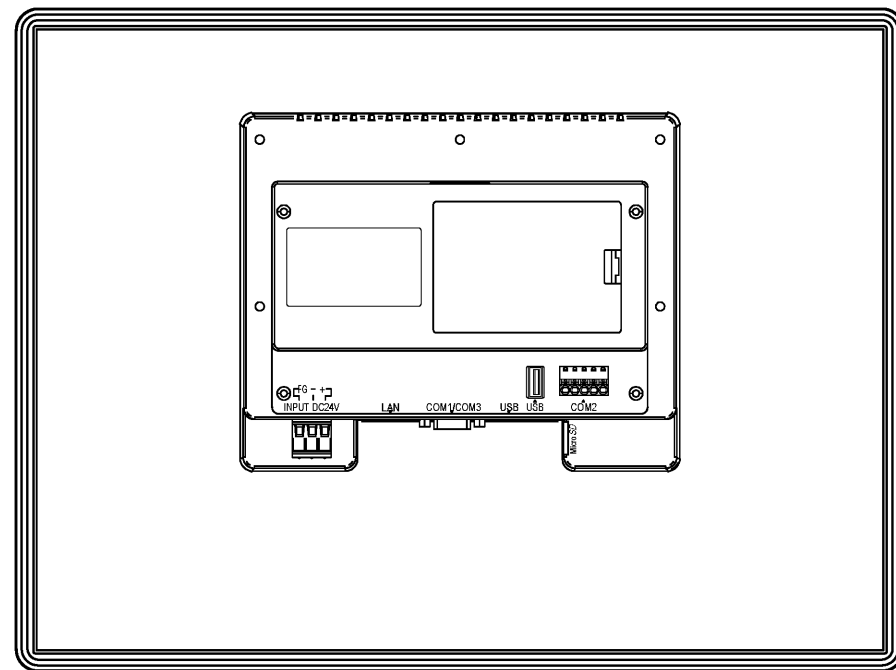
Accessories

Art.No.:	Article/type description:	Description:
ZW.000.0170.0	HMI-Plan License	Single-user license for hmiPLAN, configuration software for HMI applications and visualization
R1.190.1020.0	samosPRO SP-CABLE-ETH1	samosPRO-Ethernet cable for SP-COP, 2 m
78.999.4000.0	patch-cables MOD ZBH RJ45 0,25 m	
78.999.4100.0	patch-cables MOD ZBH RJ45 0,5 m	
78.999.4200.0	patch-cables MOD ZBH RJ45 1,0 m	
78.999.4300.0	patch-cables MOD ZBH RJ45 2,0 m	
78.999.4400.0	patch-cables MOD ZBH RJ45 3,0 m	
78.999.4500.0	patch-cables MOD ZBH RJ45 5,0 m	
78.999.4600.0	patch-cables MOD ZBH RJ45 7,5 m	
78.999.4700.0	patch-cables MOD ZBH RJ45 10 m	

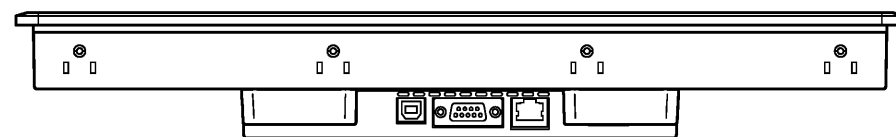
Cutout Dimension



Ansicht hinten / back view



Ansicht unten / view below



Weitere Angaben siehe KATALOG oder eKatalog. Additional data see CATALOG or eCatalog.				www.wieland-electric.com eshop.wieland-electric.com			
ja/yes <input checked="" type="checkbox"/> Stoffverbots- und Deklarationsliste nach WN 5020.010 ist einzuhalten. Conformity with Wieland document WN 5020.010 e (list of prohibited / declarable hazardous substances) to be declared!							
Freitoleranz nach General tolerance			CAD-Zeichnung, keine manuellen Änderungen CAD drawing, no manual modifications allowed			1. Verwendung: First Use:	Blatt: Sheet:
		Werkstoff / Material		2019	Tag/Date	Name	
		Maßstab/Scale		gezeichnet drawn	25.03.	Koetzner	
				geprüft checked			
				Normgepr. Stand. check			
Datei / File: 046271__01K.DCD				Ersatz für / Replacement for:			
Index		Datum / Blatt Date / Sheet		Type		Benennung / Title	
Änderung / Revision		www.wieland-electric.com				Teilespezifikation / Component specification HMI TOUCH PANEL HMI-ECO-150	
Zeichnung Nr. / Drawing No. 83.050.0004.0 01K Maße in mm / Dimensions are in mm							

Qu - PEE 12/92

1
2
3
4
5
6
7
8
9
10
11
12
13
14
15
16
17
18
19
20
M1
M2
M3
L
G
i
11.1
12.1
1.1