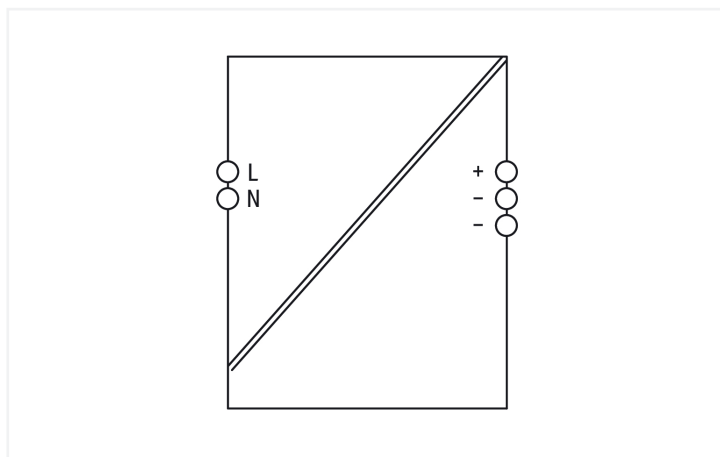


Data Sheet | Item Number: 2687-2142

Power supply; Eco 2; 1-phase; 24 VDC output voltage; 1.25 A output current; DC-OK LED

<https://www.wago.com/2687-2142>



Features:

- Optical status indication
- Suitable for both parallel and series operation
- Natural convection cooling when horizontally mounted
- Connection technology with push-in termination and tool-free lever operation
- Electrically isolated output voltage (SELV/PELV) per EN 61010/UL 61010
- Marker slot (2789-1223, not included) for WAGO marking cards (WMB) and WAGO marking strips

Technical data

Input

Phases	1
Nominal input voltage $U_{i, \text{nom}}$	1 x AC 100 ... 240 V
Input voltage range	1 x AC 90 ... 264 V
Nominal mains frequency range	50 ... 60 Hz
Input current I_i	≤ 0.3 A (230 VAC; nominal load); ≤ 0.6 A (100 VAC; nominal load)
Inrush current	≤ 10 A (after 1 ms)
Power factor correction (PFC)	Passive
Mains failure hold-up time	≥ 120 ms (230 VAC); ≥ 15 ms (110 VAC)

Output

Nominal output voltage $U_{o, \text{nom}}$	DC 24 V (SELV)
Output voltage range	DC 22 ... 29 V (adjustable)
Default Setting	DC 24 V
Nominal output current $I_{o, \text{nom}}$	1.25 A (24 VDC)
Nominal output power	30 W
Deviation	≤ 1 %
Residual ripple	≤ 30 mV (peak-to-peak, at 230 VAC)
Overload behavior	Constant power up to 125 %; shutdown and automatic restart in the event of a short circuit

Signaling and communication

Signaling	1 x LED DC OK (green)
-----------	-----------------------

Efficiency/power losses

Power loss P_i	≤ 0.2 W (no load); ≤ 4.3 W (nominal load)
Efficiency (typ.)	88 %

Circuit protection

Internal fuse	T 1 A / 250 VAC
Backup fusing (recommended)	16 A (for USA/Canada: 15 A)

Safety and protection

Isolation voltage (pri.-sec., AC)	3510 V
Protection class	II
Protection type	IP20; per EN 60529
Resistance to reverse feed	\leq DC 35 V
Oversoltage category	III (≤ 2000 m a.s.l.); II (> 2000 m a.s.l.)
Pollution degree	2
Short-circuit-protected	Yes
Open-circuit-proof	Yes
Parallel operation	Yes
Series operation	Yes
MTBF	$> 1,000,000$ h (per IEC 61709)

Connection data

Connection type 1	Input/output
Connection technology	Push-in CAGE CLAMP®
Solid conductor	0.2 ... 4 mm ² / 24 ... 12 AWG
Fine-stranded conductor	0.2 ... 4 mm ² / 24 ... 12 AWG

Physical data

Width	25 mm / 0.984 inches
Height	100 mm / 3.937 inches
Depth from upper-edge of DIN-rail	90 mm / 3.54 inches

Mechanical data

Mounting type	DIN-35 rail
---------------	-------------

Material data

Fire load	0 MJ
Weight	160 g

Environmental requirements

Ambient temperature (operation)	-25 ... +70 °C (Device starts at -40 °C (type-tested))
Ambient temperature (storage)	-40 ... +85 °C
Relative humidity	5 ... 96 % (no condensation permissible)
Derating	Siehe Typenschild/Handbuch
Climatic category	3K3 (per EN 60721)
Operating altitude (max.)	5000 m

Standards and specifications

Conformity marking	CE
Standards/specifications	EN 61010-1 EN 61010-2-201 EN 61204-3 UL 61010-1 UL 61010-2-201 SEMI F47

Commercial data

ETIM 9.0	EC002540
ETIM 8.0	EC002540
PU (SPU)	1 pcs
Packaging type	Box
Country of origin	CN
GTIN	4066966156492
Customs tariff number	85044083900

Environmental Product Compliance


CAS-No.	1303-86-2 1317-36-8 7439-92-1 79-94-7
REACH Candidate List Substance	2,2',6,6'-tetrabromo-4,4'-isopropylidenediphenol Diboron trioxide Lead Lead monoxide
RoHS Compliance Status	Compliant,With Exemption
RoHS Exemption	6(c) 7(a) 7(c)-I 7(c)-II
SCIP notification number (Austria)	9b403ba9-f691-48b6-b7e9-603b089e67e6
SCIP notification number (Belgium)	f1123ee4-48ff-4a70-bbbf-1b951fcaa4e8
SCIP notification number (Bulgaria)	df339ba3-d4bf-446c-9814-4a47201f1fd5
SCIP notification number (Czech Republic)	dc4e5824-d5f3-47d5-89db-6733f3388d7b
SCIP notification number (Denmark)	f249a554-0261-48db-a7bd-b170a7cfb7e2
SCIP notification number (Finland)	723b3c42-d328-44d9-b92c-6d94efe6aac7
SCIP notification number (France)	2e69deff-80c5-43ea-bb0e-1304ca263196
SCIP notification number (Germany)	ab87850c-6d44-45f7-9b5d-85554085def1
SCIP notification number (Hungary)	b2fb9e28-baf9-482b-9382-97dd67c40729
SCIP notification number (Italy)	cf8859b7-2e31-4206-ab95-822a0087c774

Environmental Product Compliance

SCIP notification number (Netherlands)	ce3539f4-a927-4dc7-a42e-04e5928eae84
SCIP notification number (Poland)	c7d5340a-56bd-4d28-8b5b-38d1b0e40a5a
SCIP notification number (Romania)	40c031c1-ca60-4f13-9599-8039b1be4139
SCIP notification number (Sweden)	f75a91c5-b1eb-48ad-b86c-6ef95d158486

Approvals / Certificates


General approvals **Declarations of conformity and manufacturer's declarations**



Approval	Standard	Certificate Name
EAC GZO Almaty Standart	TP TC 004/2011	EAC CoC 03080
EAC GZO Almaty Standart	TP TC 020/2011	EAC CoC 03081
UL Underwriters Laboratories Inc.	UL 61010-2-201	E255817

Approval	Standard	Certificate Name
EU-Declaration of Confor- mity WAGO GmbH & Co. KG	-	-
MFD for SEMI F47 WAGO GmbH & Co. KG	-	-

Approvals for hazardous areas



Approval	Standard	Certificate Name
UL Underwriters Laboratories Inc. (HAZARDOUS LOCATIONS)	UL 121201	E198726

Downloads

Environmental Product Compliance

Compliance Search

Environmental Product Compliance 2687-2142	↓
--	-------------------

Documentation

Manual

Product Manual Power supply Eco 2; 1-phase; 24 VDC output voltage; 1.25 A output current	V 1.1.0 19.03.2024	pdf 4091.12 KB	↓
--	-----------------------	-------------------	-------------------

Bid Text

2687-2142	xml 7.11 KB	↓
2687-2142	docx 33.09 KB	↓

Instruction Leaflet

Stromversorgung; Eco 2	V 2.0.0 11.12.2023	pdf 2334.55 KB	
---------------------------	-----------------------	-------------------	---

CAD/CAE-Data

CAD data

2D/3D Models 2687-2142	
---------------------------	---

1 Compatible Products

1.1 Optional Accessories

1.1.1 Marking

1.1.1.1 Marker carrier



[Item No.: 2789-1223](#)

Marker carrier; for WMB or marking strips;
Length: 23 mm