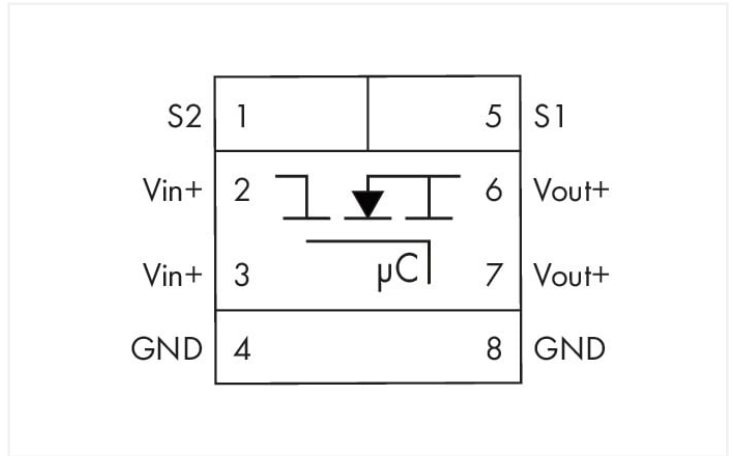
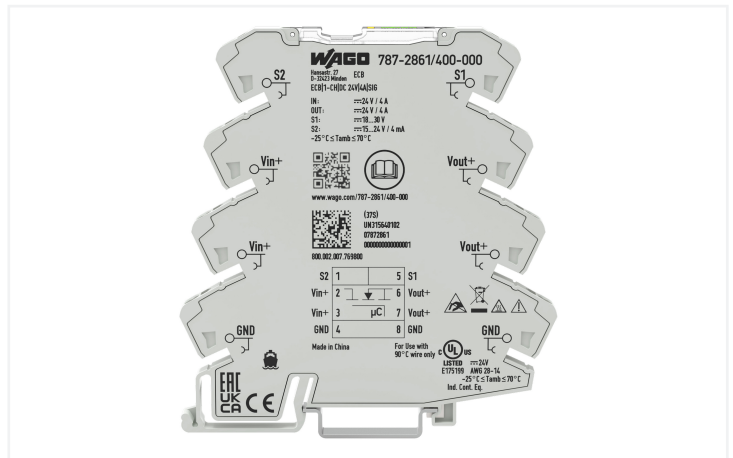
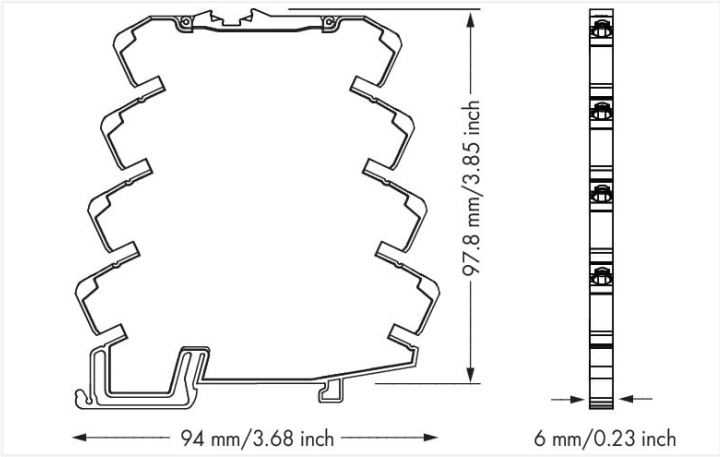


Data Sheet | Item Number: 787-2861/400-000

Electronic circuit breaker; 1-channel; 24 VDC input voltage; 4 A; Signal contact

<https://www.wago.com/787-2861/400-000>





Dimensions in mm

Features:

- Space-saving ECB with one channel
- Reliably and safely trips in the event of an overload and short circuit on the secondary side
- Switch-on capacity > 50,000 μ F
- Enables the use of an economical, standard power supply
- Minimizes wiring via two voltage outputs and maximizes commoning options on both input and output sides (e.g., commoning of the output voltage on 857 and 2857 Series devices)
- Status signal – adjustable as single or group message
- Reset, switch on/off via remote input or local switch
- Prevents power supply overload due to total inrush current thanks to time-delayed switching on during interconnected operation

Technical data

Input

Nominal input voltage $U_{i, \text{nom}}$	DC 24 V
Input voltage range	DC 18 ... 30 V

Output

Total number of channels (module)	1
Nominal output voltage $U_{o, \text{nom}}$	1 x DC 24 V
Output voltage range	DC 18 ... 30 V (U_e – voltage drop)
Voltage drop	≤ 25 mV (4 A)
Nominal output current $I_{o, \text{nom}}$	1 x 4 A (fixed setting)
Trip time	4 ms ... 100 s (load-dependent)
Switch-on capacity	
Switch-on behavior	Time-delayed channel switching (load-dependent, min. 170 ms/max. 500 ms)
Active current limitation	No
Current limitation	No

Signaling and communication

Signaling	1 x Status LED (green/yellow/red/blue) 1 x Control input 1 x Active signal output (U_r , max. 4 mA)
Operation status indicator	Green LED (channel OK) Red LED (tripped channel)
Remote input	18 ... 30 VDC signal, switches on/off and resets the channel

Efficiency/power losses

Power loss P_I	≤ 0.36 W
Efficiency (typ.)	96 %

Circuit protection

Internal fuse	T 15 A
---------------	--------

Safety and protection

Isolation voltage (connectors – housing)	DC 0.5 kV
Protection class	III
Protection type	IP20; per EN 60529
Reverse voltage protection	No
Pollution degree	2
Transient suppression (primary)	Suppressor diode (33 V)
Parallel operation of single channels	Not permitted
Series operation	No
MTBF	1,258,733 h (per MIL-HDBK-217F2)

Connection data

Number of jumper slots	8
Connection technology	Push-in CAGE CLAMP®
WAGO connector	WAGO 857 Series
Solid conductor	0.08 ... 2.5 mm ² / 28 ... 14 AWG
Fine-stranded conductor	0.34 ... 2.5 mm ² / 22 ... 14 AWG
Strip length	9 ... 10 mm / 0.35 ... 0.39 inches

Physical data

Width	6 mm / 0.236 inches
Height	94 mm / 3.701 inches
Depth from upper-edge of DIN-rail	97.8 mm / 3.85 inches

Mechanical data

Mounting type	DIN-35 rail
---------------	-------------

Material data

Fire load	0 MJ
Weight	34 g

Environmental requirements

Ambient temperature (operation)	-25 ... +70 °C (Device starts at -40 °C (type-tested))
Ambient temperature (storage)	-40 ... +85 °C
Relative humidity	10 ... 95 % (no condensation permissible)
Derating	No derating

Standards and specifications

Conformity marking	CE
Standards/specifications	EN 61000-6-2 EN 61000-6-3 UL 61010-2-201 DNV

Commercial data

eCl@ss 10.0	27-37-18-02
eCl@ss 9.0	27-37-18-02
ETIM 9.0	EC001440
ETIM 8.0	EC001440
PU (SPU)	1 pcs
Packaging type	Bag
Country of origin	CN
Customs tariff number	85363010900

Environmental Product Compliance

CAS-No.	1303-86-2 1317-36-8 7439-92-1
REACH Candidate List Substance	Diboron trioxide Lead Lead monoxide
RoHS Compliance Status	Compliant,With Exemption
RoHS Exemption	6(c) 7(a) 7(c)-I 7(c)-II
SCIP notification number (Austria)	c2ff52e8-e67d-4827-ad40-f376e0d560e0
SCIP notification number (Belgium)	b564c11f-097e-473e-a2af-daef0e6ffe12
SCIP notification number (Bulgaria)	6746d39f-81e8-4e38-90bb-5eb4838decc2
SCIP notification number (Czech Republic)	b8eb40d0-27ae-4ad0-a085-60457aba789c
SCIP notification number (Denmark)	2b9e5d42-db92-4722-bd91-b86de8410560
SCIP notification number (Finland)	1a79cb1b-165c-4961-8f6a-bf8080fcedac
SCIP notification number (France)	25002ba4-4dfb-40ec-920c-e6b2d55f69b8
SCIP notification number (Germany)	cedcc140-ac9a-48eb-b7c1-7d3d70904da5

Environmental Product Compliance

SCIP notification number (Hungary)	ce11c103-a8e7-4200-bea2-17cd013b6abe
SCIP notification number (Italy)	fdc99228-172f-4a25-8a1d-2f9d06d4dcca
SCIP notification number (Netherlands)	318465f7-58d2-4f2e-8345-d2d3d9c7045a
SCIP notification number (Poland)	37c24cc8-e412-4b5d-95fc-b101d0e96c4c
SCIP notification number (Romania)	f852b938-cd98-4122-9663-afd8dc0b2049
SCIP notification number (Sweden)	a0d501f1-4bd1-4599-bb53-300af64f5722

Approvals / Certificates

General approvals **Declarations of conformity and manufacturer's declarations**



Approval	Standard	Certificate Name
EAC GZO Almaty Standart	TP TC 020/2011	EAC CoC 03081
UL Underwriters Laboratories Inc. (ORDINARY LOCATIONS)	UL 2367,UL 61010-2-201	E175199 Vol.3 Sec.2 Series 0787 ECB

Approval	Standard	Certificate Name
EU-Declaration of Conformity WAGO GmbH & Co. KG	-	-
UK-Declaration of Conformity WAGO GmbH & Co. KG	-	-

Approvals for marine applications



Approval	Standard	Certificate Name
DNV DNV Germany GmbH	DNV-CG-0339, Aug.2021	TAA00001D1

Downloads

Environmental Product Compliance

Compliance Search
Environmental Product Compliance 787-2861/400-000 ↓

Documentation

Manual			
Product Manual Electronic Circuit Breaker	V 1.3.1 16.12.2019	pdf 2933.00 KB	↓

Bid Text			
787-2861/400-000	03.07.2019	xml 7.05 KB	↓
787-2861/400-000	02.07.2019	docx 33.75 KB	↓

Instruction Leaflet			
Electronic Circuit Breaker	V 2.0.0 27.02.2023	pdf 3477.29 KB	





























CAD/CAE-Data	
CAD data 2D/3D Models 787-2861/400-000	CAE data EPLAN Data Portal 787-2861/400-000 ZUKEN Portal 787-2861/400-000

1 Compatible Products

1.1 Optional Accessories

1.1.1 Jumper

1.1.1.1 Jumper

 Item No.: 859-410/000-006 Jumper; for jumper slot; 10-way; insulated; blue	 Item No.: 859-410 Jumper; for jumper slot; 10-way; insulated; light gray	 Item No.: 859-410/000-005 Jumper; for jumper slot; 10-way; insulated; red	 Item No.: 859-410/000-029 Jumper; for jumper slot; 10-way; insulated; yellow
 Item No.: 859-402/000-006 Jumper; for jumper slot; 2-way; insulated; blue	 Item No.: 859-402 Jumper; for jumper slot; 2-way; insulated; light gray	 Item No.: 859-402/000-005 Jumper; for jumper slot; 2-way; insulated; red	 Item No.: 859-402/000-029 Jumper; for jumper slot; 2-way; insulated; yellow
 Item No.: 859-403/000-006 Jumper; for jumper slot; 3-way; insulated; blue	 Item No.: 859-403 Jumper; for jumper slot; 3-way; insulated; light gray	 Item No.: 859-403/000-005 Jumper; for jumper slot; 3-way; insulated; red	 Item No.: 859-403/000-029 Jumper; for jumper slot; 3-way; insulated; yellow
 Item No.: 859-404/000-006 Jumper; for jumper slot; 4-way; insulated; blue	 Item No.: 859-404 Jumper; for jumper slot; 4-way; insulated; light gray	 Item No.: 859-404/000-005 Jumper; for jumper slot; 4-way; insulated; red	 Item No.: 859-404/000-029 Jumper; for jumper slot; 4-way; insulated; yellow
 Item No.: 859-405/000-006 Jumper; for jumper slot; 5-way; insulated; blue	 Item No.: 859-405 Jumper; for jumper slot; 5-way; insulated; light gray	 Item No.: 859-405/000-005 Jumper; for jumper slot; 5-way; insulated; red	 Item No.: 859-405/000-029 Jumper; for jumper slot; 5-way; insulated; yellow
 Item No.: 859-406/000-006 Jumper; for jumper slot; 6-way; insulated; blue	 Item No.: 859-406 Jumper; for jumper slot; 6-way; insulated; light gray	 Item No.: 859-406/000-005 Jumper; for jumper slot; 6-way; insulated; red	 Item No.: 859-406/000-029 Jumper; for jumper slot; 6-way; insulated; signal yellow
 Item No.: 859-407/000-006 Jumper; for jumper slot; 7-way; insulated; blue	 Item No.: 859-407 Jumper; for jumper slot; 7-way; insulated; light gray	 Item No.: 859-407/000-005 Jumper; for jumper slot; 7-way; insulated; red	 Item No.: 859-407/000-029 Jumper; for jumper slot; 7-way; insulated; yellow
 Item No.: 859-408/000-006 Jumper; for jumper slot; 8-way; insulated; blue	 Item No.: 859-408 Jumper; for jumper slot; 8-way; insulated; light gray	 Item No.: 859-408/000-005 Jumper; for jumper slot; 8-way; insulated; red	 Item No.: 859-408/000-029 Jumper; for jumper slot; 8-way; insulated; yellow

1.1.1.1 Jumper



Item No.: 859-409/000-006

Jumper; for jumper slot; 9-way; insulated; blue

Item No.: 859-409

Jumper; for jumper slot; 9-way; insulated; light gray

Item No.: 859-409/000-005

Jumper; for jumper slot; 9-way; insulated; red

Item No.: 859-409/000-029

Jumper; for jumper slot; 9-way; insulated; yellow

1.1.2 Marking

1.1.2.1 Marker



Item No.: 793-5501

WMB marking card; as card; for terminal block width 5 - 17.5 mm; stretchable 5 - 5.2 mm; plain; snap-on type; white

Item No.: 793-502

WMB marking card; as card; MARKED; 1 ... 10 (10x); not stretchable; Horizontal marking; snap-on type; white

Item No.: 793-566

WMB marking card; as card; MARKED; 1 ... 50 (2x); not stretchable; Horizontal marking; snap-on type; white

Item No.: 793-503

WMB marking card; as card; MARKED; 11 ... 20 (10x); not stretchable; Horizontal marking; snap-on type; white



Item No.: 793-504

WMB marking card; as card; MARKED; 21 ... 30 (10x); not stretchable; Horizontal marking; snap-on type; white

Item No.: 793-505

WMB marking card; as card; MARKED; 31 ... 40 (10x); not stretchable; Horizontal marking; snap-on type; white

Item No.: 793-506

WMB marking card; as card; MARKED; 41 ... 50 (10x); not stretchable; Horizontal marking; snap-on type; white

Item No.: 793-501

WMB marking card; as card; not stretchable; plain; snap-on type; white



Item No.: 2009-115

WMB-Inline; for Smart Printer; 1500 pieces on roll; stretchable 5 - 5.2 mm; plain; snap-on type; white

1.1.2.2 Marking strip



Item No.: 2009-110

Marking strips; for Smart Printer; on reel; not stretchable; plain; snap-on type; white

1.1.3 Tool

1.1.3.1 Operating tool



Item No.: 210-720

Operating tool; Blade: 3.5 x 0.5 mm; with a partially insulated shaft; multicoloured