


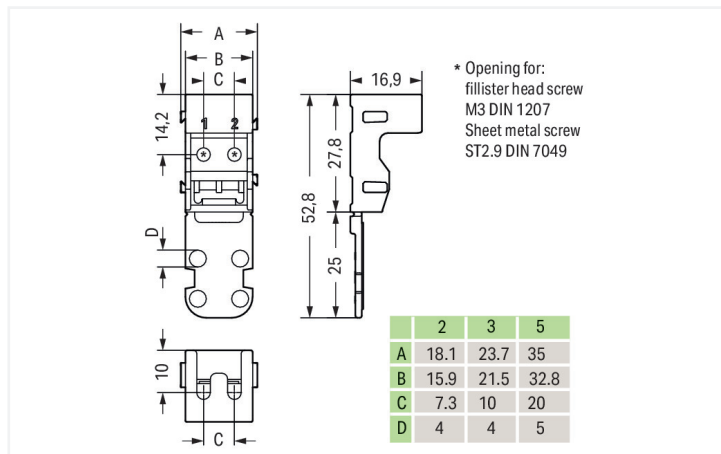
Data Sheet | Item Number: 221-502

Mounting carrier; for 2-conductor terminal blocks; 221 Series - 4 mm²; for screw mounting; white

<https://www.wago.com/221-502>



Color: ■ white



Dimensions in mm

Physical data

| | |
|-------------------------|------------------------|
| Width | 18.1 mm / 0.713 inches |
| Height from the surface | 16.9 mm / 0.665 inches |
| Depth | 52.8 mm / 2.079 inches |

Mechanical data

| | |
|---------------|--|
| Mounting type | Screw mount |
| Suitable | for 2-wire connectors (4 mm ²) |

Material data

| | |
|------------------------------------|--|
| Note (material data) | Information on material specifications can be found here |
| Color | white |
| Material group | I |
| Insulation material (main housing) | Polyamide (PA66) |
| Flammability class per UL94 | V0 |
| Fire load | 0.082 MJ |
| Weight | 2.7 g |

Commercial data

| | |
|-----------------------|---------------|
| eCl@ss 10.0 | 27-14-11-92 |
| eCl@ss 9.0 | 27-14-11-92 |
| ETIM 9.0 | EC002848 |
| ETIM 8.0 | EC002848 |
| PU (SPU) | 50 (10) pcs |
| Packaging type | Box |
| Country of origin | CN |
| GTIN | 4055143595827 |
| Customs tariff number | 39269097900 |

Environmental Product Compliance

| | |
|------------------------|-------------------------|
| RoHS Compliance Status | Compliant, No Exemption |
|------------------------|-------------------------|

Downloads

Environmental Product Compliance

| | | | |
|--|--|--|-------------------|
| Compliance Search | | | |
| Environmental Product Compliance 221-502 | | | ↓ |

Documentation

| | | | |
|----------|------------|-----------------|-------------------|
| Bid Text | | | |
| 221-502 | 19.02.2019 | xml 2.70 KB | ↓ |
| 221-502 | 04.01.2018 | doc 24.00 KB | ↓ |

CAD/CAE-Data

| | | | |
|----------------------|--|--|-------------------|
| CAD data | | | |
| 2D/3D Models 221-502 | | | ↓ |

| | |
|---------------------------|-------------------|
| CAE data | |
| EPLAN Data Portal 221-502 | ↓ |
| ZUKEN Portal 221-502 | ↓ |

1 Compatible Products

1.1 Optional Accessories


1.1.1 Marking

1.1.1.1 Marking strip



Item No.: 210-833
 Marking strips; 25 m on roll; 6 mm wide; plain; Self-adhesive; white

Installation Notes



Inserting a connector into the mounting carrier.



Removing a connector from the mounting carrier.


Conductor termination



Inserting a conductor.



Horizontal screw mounting



Vertical screw mounting



Horizontal mounting via snap-in foot



Vertical mounting via snap-in foot

Strain relief




Use a cable tie to secure the conductors to the strain relief plate.



The strain relief plate can be removed.

Testing



Testing a connector mounted on the carrier via test slot.

Application



Connecting a light to the mains.

Marking



Labeling the mounting carrier.