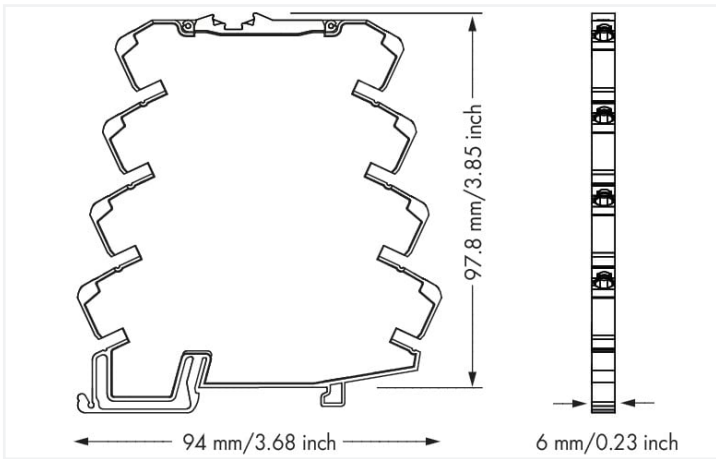
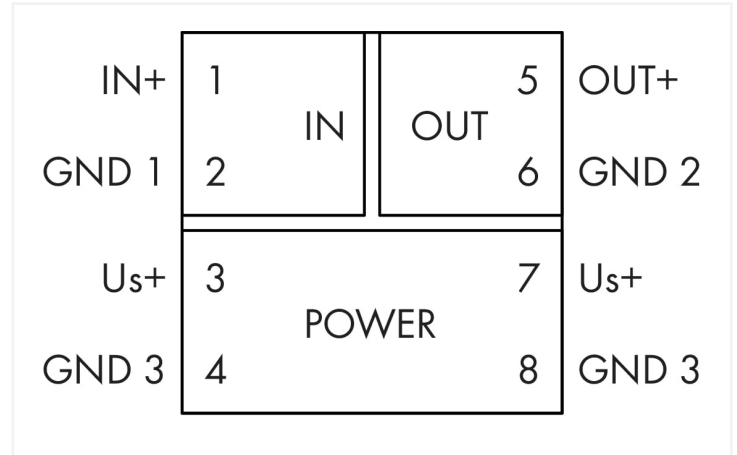



# Data Sheet | Item Number: 857-415

Isolation amplifier; Current input signal; Voltage output signal; Supply voltage: 24 VDC; 6 mm module width; 2,50 mm<sup>2</sup>

<https://www.wago.com/857-415>



Dimensions in mm

### Short description:

WAGO's pre-configured signal conditioner converts, amplifies, filters and electrically isolates analog standard signals.

### Features:

- Input/output: current or voltage signal
- 3-way electrical isolation with 3 kV test voltage

Notes	
Safety Information	Input and output must be safely isolated from any hazardous live parts!
Note	<p>The 3 (Us+), 7 (Us+), 4 (GND 3) and 8 (GND 3) connections are internally commoned. Current carrying capacity between 3/4 and 7/8 connections: 1 A (max.)</p> <p><b>Use shielded signal lines!</b></p> <p>Only use shielded signal lines for analog input and output signals. Only then can you ensure that the accuracy and interference immunity specified for the device can be achieved, even in the presence of interference acting on the signal cable.</p>

Technical data	
Configuration	
Configuration options	Pre-configured
Input	
Input signal type	Current
Input signal (current)	0 ... 20 mA
Input resistance (current input)	≤ 50 Ω
Input current (max.)	50 mA
Input voltage (max.)	30 V

### Output (analog)

Output signal type	Voltage
Output signal (voltage)	0 ... 10 V
Load impedance (voltage output)	≥ 2 kΩ

### Signal processing

Limit frequency	100 Hz
Step response (typ.)	3.5 ms

### Measurement error

Transmission error (typ.)	≤ 0.1 % of upper-range value
Temperature coefficient	≤ 0.01 %/K

### Power supply

Power supply type	24 VDC (SELV)
Nominal supply voltage $U_S$	DC 24 V
Supply voltage range	±30 %
Current consumption at nominal supply voltage	≤ 20 mA

### Operating data

Current consumption	≤ 25 mA
---------------------	---------

### Safety and protection

Rated Voltage	300 V
Protection type	IP20

### Test voltage

Test voltage (input/output/supply)	AC 3 kV; 50 Hz; 1 min
------------------------------------	-----------------------

### Insulation coordination

Overvoltage category	II
Pollution degree	2
Insulation type (input IN 2.1/relay output)	Functional insulation
Insulation type (adjacent devices)	Reinforced insulation (safe isolation)

### Connection data

Connection technology	Push-in CAGE CLAMP®
Solid conductor	0.08 ... 2.5 mm <sup>2</sup> / 28 ... 14 AWG
Fine-stranded conductor	0.34 ... 2.5 mm <sup>2</sup> / 22 ... 14 AWG
Strip length	9 ... 10 mm / 0.35 ... 0.39 inches

### Physical data

Width	6 mm / 0.236 inches
Height	94 mm / 3.701 inches
Depth from upper-edge of DIN-rail	97.8 mm / 3.85 inches

### Mechanical data

Mounting type	DIN-35 rail
---------------	-------------

### Material data

Insulation material (main housing)	Polyamide (PA66)
Flammability class per UL94	V0
Fire load	0.363 MJ
Weight	35.3 g

### Environmental requirements

Ambient temperature (operation)	-25 ... +70 °C
Ambient temperature (storage)	-40 ... +85 °C
Processing temperature	-25 ... +50 °C
Temperature range of connection cable	≥ (T <sub>ambient</sub> + 25 K)
Relative humidity	5 ... 95 % (no condensation permissible)
Operating altitude (max.)	2000 m

### Standards and specifications

Conformity marking	CE
EMC immunity to interference	EN 61000-6-2
EMC emission of interference	EN 61000-6-4
Standards/specifications	EN 61010-1 UL 508

### Commercial data

Product Group	6 (INTERFACE ELECTRONIC)
eCl@ss 10.0	27-21-01-20
eCl@ss 9.0	27-21-01-20
ETIM 9.0	EC002653
ETIM 8.0	EC002653
PU (SPU)	1 pcs
Packaging type	Bag
Country of origin	DE
GTIN	4045454609856
Customs tariff number	85437090300

### Environmental Product Compliance


CAS-No.	1303-86-2 1317-36-8 7439-92-1 75980-60-8
REACH Candidate List Substance	Diboron trioxide Lead Lead monoxide Phosphine oxide, diphenyl(2,4,6-trimethylbenzoyl)-
RoHS Compliance Status	Compliant, With Exemption
RoHS Exemption	6(c) 7(a) 7(c)-I 7(c)-II
SCIP notification number (Austria)	3c9cabd5-90f8-42e7-8350-1bb6848e0133
SCIP notification number (Belgium)	cc73672a-e836-49a2-bed0-fb6aecfffb3f
SCIP notification number (Bulgaria)	8d89263a-7cf3-4fe9-b924-da0b3923beee
SCIP notification number (Czech Republic)	4c591358-863e-48fe-b914-23ee16488f15
SCIP notification number (Denmark)	2a9a7cb4-7cb9-4e57-8fe7-5edb8cf6250a
SCIP notification number (Finland)	5062a881-9842-4214-a94d-534efc5c1361
SCIP notification number (France)	b3a28715-999a-4bc2-9483-4c8573b2c75f
SCIP notification number (Germany)	1de69947-98fc-4a79-b464-37ec3fc63c41
SCIP notification number (Hungary)	4b8fc2ed-e9cc-46d3-8413-8c2b3eda17e7
SCIP notification number (Italy)	4c73d12c-1944-4e52-8cc9-6c089b0d6e82

**Environmental Product Compliance**

SCIP notification number (Netherlands)	3da05e53-2584-4ece-84e8-ce86de123173
SCIP notification number (Poland)	57a481c9-f1a1-4201-a4cd-107be2dff85b
SCIP notification number (Romania)	5bdce2ee-0474-46bc-889a-db540b8de9ac
SCIP notification number (Sweden)	c04444d2-395b-4026-875c-ca3b1fbbad05

**Approvals / Certificates**


**General approvals** **Declarations of conformity and manufacturer's declarations**



Approval	Standard	Certificate Name
EAC GZO Almaty Standart	TP TC 020/2011	EAC CoC 03081
UL Underwriters Laboratories Inc. (ORDINARY LOCATIONS)	UL 508	E175199 Sec.4


Approval	Standard	Certificate Name
EU-Declaration of Conformity WAGO GmbH & Co. KG	-	-
UK-Declaration of Conformity WAGO GmbH & Co. KG	-	-

**Approvals for marine applications**



Approval	Standard	Certificate Name
BV Bureau Veritas S.A.	Rules for class. of Steel Ships	40179_B0
DNV DNV Germany GmbH	DNV-CG-0339, Aug. 2021	TAA00001D1

**Approvals for hazardous areas**



Approval	Standard	Certificate Name
ATEX TUEV Nord Cert GmbH	EN 60079-0	TUEV14ATEX112692X (II 3G Ex ec IIC T4 Gc)
CCC CNEX	CNCA-C23-01	2020312310000210 (Ex ec IIC T4 Gc)
IECEx TUEV Nord Cert GmbH	-	IECEx TUN14.0030X
UKEx WAGO GmbH & Co. KG	EN 60079-0	WAGO22UKEX004X
UL Underwriters Laboratories Inc. (HAZARDOUS LOCATIONS)	ANSI/ISA 12.12.01	E198726

**Downloads**

**Environmental Product Compliance**

**Compliance Search**

Environmental Product Compliance 857-415	
--	--

## Documentation

Bid Text			
857-415	18.07.2019	xml 5.24 KB	<a href="#">↓</a>
857-415	18.07.2019	docx 18.08 KB	<a href="#">↓</a>
857-415	18.07.2019	pdf 72.36 KB	<a href="#">↓</a>

Instruction Leaflet			
CCC Ex (Additional information)	26.04.2023	pdf 140.99 KB	<a href="#">↓</a>
Messumformer und Trennverstärker	V 1.2.1 21.01.2020	pdf 1589.43 KB	<a href="#">↓</a>

## CAD/CAE-Data

CAD data	
2D/3D Models 857-415	<a href="#">↓</a>

CAE data	
EPLAN Data Portal 857-415	<a href="#">↓</a>
WSCAD Universe 857-415	<a href="#">↓</a>
ZUKEN Portal 857-415	<a href="#">↓</a>

## 1 Compatible Products

### 1.1 Optional Accessories

#### 1.1.1 Installation

##### 1.1.1.1 Mounting accessories



[Item No.: 249-117](#)

Screwless end stop; 10 mm wide; for DIN-rail 35 x 15 and 35 x 7.5; gray

[Item No.: 249-197](#)

Screwless end stop; 14 mm wide; for DIN-rail 35 x 15 and 35 x 7.5; gray

[Item No.: 249-116](#)

Screwless end stop; 6 mm wide; for DIN-rail 35 x 15 and 35 x 7.5; gray

#### 1.1.2 Interface module

##### 1.1.2.1 Interface adapters



[Item No.: 857-980](#)

Interface adapter; 16-pole; analog

#### 1.1.3 Jumper

##### 1.1.3.1 Jumper



[Item No.: 281-482](#)

Jumper; 2-way; insulated; gray



[Item No.: 859-410/000-006](#)

Jumper; for jumper slot; 10-way; insulated; blue



[Item No.: 859-410](#)

Jumper; for jumper slot; 10-way; insulated; light gray



[Item No.: 859-410/000-005](#)

Jumper; for jumper slot; 10-way; insulated; red



[Item No.: 859-410/000-029](#)

Jumper; for jumper slot; 10-way; insulated; yellow



[Item No.: 859-402/000-006](#)

Jumper; for jumper slot; 2-way; insulated; blue



[Item No.: 859-402](#)






























Jumper; for jumper slot; 2-way; insulated; light gray



[Item No.: 859-402/000-005](#)










Jumper; for jumper slot; 2-way; insulated; red

1.1.3.1 Jumper

 <p><b>Item No.: 859-402/000-029</b> Jumper; for jumper slot; 2-way; insulated; yellow</p>	 <p><b>Item No.: 859-403/000-006</b> Jumper; for jumper slot; 3-way; insulated; blue</p>	 <p><b>Item No.: 859-403</b> Jumper; for jumper slot; 3-way; insulated; light gray</p>	 <p><b>Item No.: 859-403/000-005</b> Jumper; for jumper slot; 3-way; insulated; red</p>
 <p><b>Item No.: 859-403/000-029</b> Jumper; for jumper slot; 3-way; insulated; yellow</p>	 <p><b>Item No.: 859-404/000-006</b> Jumper; for jumper slot; 4-way; insulated; blue</p>	 <p><b>Item No.: 859-404</b> Jumper; for jumper slot; 4-way; insulated; light gray</p>	 <p><b>Item No.: 859-404/000-005</b> Jumper; for jumper slot; 4-way; insulated; red</p>
 <p><b>Item No.: 859-404/000-029</b> Jumper; for jumper slot; 4-way; insulated; yellow</p>	 <p><b>Item No.: 859-405/000-006</b> Jumper; for jumper slot; 5-way; insulated; blue</p>	 <p><b>Item No.: 859-405</b> Jumper; for jumper slot; 5-way; insulated; light gray</p>	 <p><b>Item No.: 859-405/000-005</b> Jumper; for jumper slot; 5-way; insulated; red</p>
 <p><b>Item No.: 859-405/000-029</b> Jumper; for jumper slot; 5-way; insulated; yellow</p>	 <p><b>Item No.: 859-406/000-006</b> Jumper; for jumper slot; 6-way; insulated; blue</p>	 <p><b>Item No.: 859-406</b> Jumper; for jumper slot; 6-way; insulated; light gray</p>	 <p><b>Item No.: 859-406/000-005</b> Jumper; for jumper slot; 6-way; insulated; red</p>
 <p><b>Item No.: 859-406/000-029</b> Jumper; for jumper slot; 6-way; insulated; signal yellow</p>	 <p><b>Item No.: 859-407/000-006</b> Jumper; for jumper slot; 7-way; insulated; blue</p>	 <p><b>Item No.: 859-407</b> Jumper; for jumper slot; 7-way; insulated; light gray</p>	 <p><b>Item No.: 859-407/000-005</b> Jumper; for jumper slot; 7-way; insulated; red</p>
 <p><b>Item No.: 859-407/000-029</b> Jumper; for jumper slot; 7-way; insulated; yellow</p>	 <p><b>Item No.: 859-408/000-006</b> Jumper; for jumper slot; 8-way; insulated; blue</p>	 <p><b>Item No.: 859-408</b> Jumper; for jumper slot; 8-way; insulated; light gray</p>	 <p><b>Item No.: 859-408/000-005</b> Jumper; for jumper slot; 8-way; insulated; red</p>
 <p><b>Item No.: 859-408/000-029</b> Jumper; for jumper slot; 8-way; insulated; yellow</p>	 <p><b>Item No.: 859-409/000-006</b> Jumper; for jumper slot; 9-way; insulated; blue</p>	 <p><b>Item No.: 859-409</b> Jumper; for jumper slot; 9-way; insulated; light gray</p>	 <p><b>Item No.: 859-409/000-005</b> Jumper; for jumper slot; 9-way; insulated; red</p>
 <p><b>Item No.: 859-409/000-029</b> Jumper; for jumper slot; 9-way; insulated; yellow</p>			

1.1.4 Marking

1.1.4.1 Marker

 <p><b>Item No.: 793-5501</b> WMB marking card; as card; for terminal block width 5 - 17.5 mm; stretchable 5 - 5.2 mm; plain; snap-on type; white</p>	 <p><b>Item No.: 793-502</b> WMB marking card; as card; MARKED; 1 ... 10 (10x); not stretchable; Horizontal marking; snap-on type; white</p>	 <p><b>Item No.: 793-566</b> WMB marking card; as card; MARKED; 1 ... 50 (2x); not stretchable; Horizontal marking; snap-on type; white</p>	 <p><b>Item No.: 793-503</b> WMB marking card; as card; MARKED; 11 ... 20 (10x); not stretchable; Horizontal marking; snap-on type; white</p>
 <p><b>Item No.: 793-504</b> WMB marking card; as card; MARKED; 21 ... 30 (10x); not stretchable; Horizontal marking; snap-on type; white</p>	 <p><b>Item No.: 793-505</b> WMB marking card; as card; MARKED; 31 ... 40 (10x); not stretchable; Horizontal marking; snap-on type; white</p>	 <p><b>Item No.: 793-506</b> WMB marking card; as card; MARKED; 41 ... 50 (10x); not stretchable; Horizontal marking; snap-on type; white</p>	 <p><b>Item No.: 793-501</b> WMB marking card; as card; not stretchable; plain; snap-on type; white</p>
 <p><b>Item No.: 2009-115</b> WMB-Inline; for Smart Printer; 1500 pieces on roll; stretchable 5 - 5.2 mm; plain; snap-on type; white</p>			

### 1.1.4.2 Marking strip



**Item No.: 2009-110**

Marking strips; for Smart Printer; on reel; not stretchable; plain; snap-on type; white

### 1.1.5 Power supply

#### 1.1.5.1 Power supply



**Item No.: 787-2852**

Switched-mode power supply; 1-phase; 24 VDC output voltage; 1 A output current

### 1.1.6 Terminal blocks

#### 1.1.6.1 Supply module



**Item No.: 857-979**

Supply and through module

#### 1.1.6.2 Through terminal block



**Item No.: 857-979**

Supply and through module

### 1.1.7 Tool

#### 1.1.7.1 Operating tool




**Item No.: 210-720**

Operating tool; Blade: 3.5 x 0.5 mm; with a partially insulated shaft; multicoloured

## Installation Notes

### Commoning



Commoning, not discrete wiring – Same outline allows use of a single in-line, push-in jumper.