

**Data Sheet | Item Number: 790-216**  
Shield clamping saddle; 21.8 mm wide; 6 ... 16 mm

<https://www.wago.com/790-216>



Color: ■ silver-colored

### Notes

Safety information

Cannot be used for connecting ground conductors and strain relief!

### Physical data

Width 21.8 mm / 0.858 inches

### Material data

Color	silver-colored
Fire load	0 MJ
Weight	12.3 g
Material	Steel V2A Stainless steel Polycarbonate

### Commercial data

Product Group	2 (Terminal Block Accessories)
eCl@ss 10.0	27-14-11-50
eCl@ss 9.0	27-14-11-50
ETIM 8.0	EC002020
ETIM 7.0	EC002020
PU (SPU)	25 pcs
Packaging type	Box
Country of origin	DE
GTIN	4045454077501
Customs tariff number	85369010000

### Environmental Product Compliance

REACH Candidate List Substance	Perfluorobutane sulfonic acid (PFBS) and its salts
RoHS Compliance Status	Compliant, No Exemption
SCIP notification number (Austria)	678f6e32-6ffc-4ad8-9284-791a028f25db
SCIP notification number (Belgium)	637372b7-74c7-4098-8258-e74706eaca55
SCIP notification number (Bulgaria)	23674bc6-8fcc-47f3-9b4f-f50e4954711f
SCIP notification number (Czech Republic)	b038c0a8-862f-49c4-8b08-4792ed6dea4e
SCIP notification number (Denmark)	40337a32-6a2c-4d36-9798-a0cc3a7661c2
SCIP notification number (Finland)	e1202307-67d4-4433-874e-faf707454c60
SCIP notification number (France)	f1d2539f-5136-43c6-9c8f-b10b7833e669
SCIP notification number (Germany)	71c1cdcc-83ab-413b-9b47-5b8db8cfeebb
SCIP notification number (Hungary)	62f1750c-ae59-43a7-b040-5ca9beb6371d
SCIP notification number (Italy)	8c183d36-3b32-404c-9d16-0d78b7d27492
SCIP notification number (Netherlands)	175278ba-fd1d-4f8a-8707-0a019b2c33b8
SCIP notification number (Poland)	357fc07e-7b58-493f-a7eb-c9a87a034e63
SCIP notification number (Romania)	84b1e551-f588-4da9-9f11-d4a90f8b2a7b
SCIP notification number (Sweden)	c5c69333-a3c6-4d59-9e47-18e0342728e0

Processing temperature (min.)	-35 °C
Processing temperature (max.)	85 °C
Processing temperature	-35 ... +85 °C
Continuous operating temperature from	-60 °C
Continuous operating temperature up to	105 °C
Continuous operating temperature	-60 ... +105 °C

### Downloads

#### Environmental Product Compliance

Compliance Search	
Environmental Product Compliance 790-216	<a href="#">↓</a>

### Documentation

Bid Text			
790-216	19.02.2019	xml 2.69 KB	<a href="#">↓</a>
790-216	18.08.2017	doc 23.50 KB	<a href="#">↓</a>

CAD/CAE-Data

**CAD data**  
2D/3D Models 790-216

**CAE data**  
EPLAN Data Portal 790-216

ZUKEN Portal 790-216

1 Compatible Products

1.1 Optional Accessories

1.1.1 DIN-rail

1.1.1.1 Shield termination



**Item No.: 790-145**  
Carrier rail; with special perforations; 1000 mm long; tin-plated; silver-colored

1.1.2 Marking

1.1.2.1 Marker



**Item No.: 793-5501/000-006**  
WMB marking card; as card; for terminal block width 5 - 17.5 mm; stretchable 5 - 5.2 mm; plain; snap-on type; blue



**Item No.: 793-5501/000-014**  
WMB marking card; as card; for terminal block width 5 - 17.5 mm; stretchable 5 - 5.2 mm; plain; snap-on type; brown



**Item No.: 793-5501/000-007**  
WMB marking card; as card; for terminal block width 5 - 17.5 mm; stretchable 5 - 5.2 mm; plain; snap-on type; gray



**Item No.: 793-5501/000-023**  
WMB marking card; as card; for terminal block width 5 - 17.5 mm; stretchable 5 - 5.2 mm; plain; snap-on type; green



**Item No.: 793-5501/000-017**  
WMB marking card; as card; for terminal block width 5 - 17.5 mm; stretchable 5 - 5.2 mm; plain; snap-on type; light green



**Item No.: 793-5501/000-012**  
WMB marking card; as card; for terminal block width 5 - 17.5 mm; stretchable 5 - 5.2 mm; plain; snap-on type; orange



**Item No.: 793-5501/000-005**  
WMB marking card; as card; for terminal block width 5 - 17.5 mm; stretchable 5 - 5.2 mm; plain; snap-on type; red



**Item No.: 793-5501/000-024**  
WMB marking card; as card; for terminal block width 5 - 17.5 mm; stretchable 5 - 5.2 mm; plain; snap-on type; violet



**Item No.: 793-5501**  
WMB marking card; as card; for terminal block width 5 - 17.5 mm; stretchable 5 - 5.2 mm; plain; snap-on type; white



**Item No.: 793-5501/000-002**  
WMB marking card; as card; for terminal block width 5 - 17.5 mm; stretchable 5 - 5.2 mm; plain; snap-on type; yellow



**Item No.: 793-501/000-006**  
WMB marking card; as card; not stretchable; plain; snap-on type; blue



**Item No.: 793-501/000-007**  
WMB marking card; as card; not stretchable; plain; snap-on type; gray



**Item No.: 793-501/000-023**  
WMB marking card; as card; not stretchable; plain; snap-on type; green



**Item No.: 793-501/000-017**  
WMB marking card; as card; not stretchable; plain; snap-on type; light green



**Item No.: 793-501/000-012**  
WMB marking card; as card; not stretchable; plain; snap-on type; orange



**Item No.: 793-501/000-005**  
WMB marking card; as card; not stretchable; plain; snap-on type; red



**Item No.: 793-501/000-024**  
WMB marking card; as card; not stretchable; plain; snap-on type; violet



**Item No.: 793-501**  
WMB marking card; as card; not stretchable; plain; snap-on type; white



**Item No.: 793-501/000-002**  
WMB marking card; as card; not stretchable; plain; snap-on type; yellow



**Item No.: 2009-115/000-006**  
WMB-Inline; for Smart Printer; 1500 pieces on roll; stretchable 5 - 5.2 mm; plain; snap-on type; blue



**Item No.: 2009-115/000-007**  
WMB-Inline; for Smart Printer; 1500 pieces on roll; stretchable 5 - 5.2 mm; plain; snap-on type; gray



**Item No.: 2009-115/000-023**  
WMB-Inline; for Smart Printer; 1500 pieces on roll; stretchable 5 - 5.2 mm; plain; snap-on type; green



**Item No.: 2009-115/000-017**  
WMB-Inline; for Smart Printer; 1500 pieces on roll; stretchable 5 - 5.2 mm; plain; snap-on type; light green



**Item No.: 2009-115/000-012**  
WMB-Inline; for Smart Printer; 1500 pieces on roll; stretchable 5 - 5.2 mm; plain; snap-on type; orange

1.1.2.1 Marker



**Item No.: 2009-115/000-024**  
WMB-Inline; for Smart Printer; 1500 pieces on roll; stretchable 5 - 5.2 mm; plain; snap-on type; violet



**Item No.: 2009-115**  
WMB-Inline; for Smart Printer; 1500 pieces on roll; stretchable 5 - 5.2 mm; plain; snap-on type; white



**Item No.: 2009-115/000-002**  
WMB-Inline; for Smart Printer; 1500 pieces on roll; stretchable 5 - 5.2 mm; plain; snap-on type; yellow

1.1.2.2 Marking strip



**Item No.: 2009-110**  
Marking strips; for Smart Printer; on reel; not stretchable; plain; snap-on type; white

1.1.3 N-busbar

1.1.3.1 Mounting accessories



**Item No.: 210-133**  
Busbar; tin-plated; 1000 mm long; Cu 10 mm x 3 mm; white



**Item No.: 790-133**  
Busbar; tin-plated; 30 mm long; Cu 10 mm x 3 mm; silver-colored



**Item No.: 790-134**  
Busbar; tin-plated; 50 mm long; Cu 10 mm x 3 mm; silver-colored

1.1.3.2 Shield termination



**Item No.: 790-190**  
U-shaped busbar; Cu 10 mm x 3 mm; for 5 I/O; suitable for 750 Series I/O modules; silver-colored



**Item No.: 790-192**  
U-shaped busbar; Cu 10 mm x 3 mm; for 5 I/O; suitable for 750 Series I/O modules; silver-colored



**Item No.: 790-191**  
U-shaped busbar; Cu 10 mm x 3 mm; for 8 I/O; suitable for 750 Series I/O modules; silver-colored



**Item No.: 790-193**  
U-shaped busbar; Cu 10 mm x 3 mm; for 8 I/O; suitable for 750 Series I/O modules; silver-colored

1.1.4 Shield termination

1.1.4.1 Shield termination



**Item No.: 790-115**  
Carrier with 2 grounding feet; parallel to carrier rail; 125 mm long; Cu 10 mm x 3 mm; gray



**Item No.: 790-113**  
Carrier with grounding foot; 90° to carrier rail; 45 mm long; Cu 10 mm x 3 mm; suitable for 790 Series shield clamping saddles; gray



**Item No.: 790-112**  
Carrier with grounding foot; parallel to carrier rail; 25 mm long; Cu 10 mm x 3 mm; suitable for 790-108 and 790-116; gray




**Item No.: 790-114**  
Carrier with grounding foot; parallel to carrier rail; 45 mm long; Cu 10 mm x 3 mm; suitable for 790 Series shield clamping saddles and 791 Series shield clamps; gray

Installation Notes






Shield clamping saddles are available in three different sizes for shield diameters ranging from 3 to 20 mm.



Compress the clamping saddle until fully engaged.


Removing the shield clamping saddle.



Mounting a clamping saddle on a specialty slotted DIN-rail (790-145).  
When releasing the saddle, do not place your finger under the clamping spring!

Removing the shield clamping saddle.

Shield clamping saddle contacts shield conductor and specialty slotted DIN-rail (790-145).



Application example



Labeling using a marking strip.

Labelling using WMB markers.