

Data sheet

Commercial Art.No.: 83.040.0053.0

access point WIENET AP 3P ETH-A-A

WLAN Access Point in industrial design, 3x RJ45 10/100 Mbps, Wi-Fi standard IEEE 802.11n/g/b, antenna integrated, Ethernet 10/100BaseT, Web-Server, Operating voltage: 24VDC, Protection rate: IP20, DIN rail mounting, WxHxD: 22.5 x 98.6 x 91.5 mm



Commercial Art.No.	83.040.0053.0
EAN	4049088466861
Order Unit	1

Technical data

Allgemein

connector cross section (min)	0.14mm ²
connector cross section (max.)	2.5mm ²
permissible torque min.	0.5 Nm
permissible torque max.	0.7 Nm
mounting method	DIN rail (top hat rail) 35 mm
installation position	operator definable
degree of protection (IP)	IP20
housing material	plastic
port 1	ETH
port 2	ETH
port 3	ETH
ethernet	yes
Fast Ethernet	yes
Gigabit Ethernet	no
transmission rate	150 Bd
coding	
antenna connector	RP-SMA female for external antenna terminal
standards	EN61000-6-2, EN 300328, EN 3014889-1
LED status indication	yes

supply circuit

voltage type	DC
operating voltage min.	9 V
operating voltage max.	28 V
input current, max.	62.5 mA

power consumption max.	< 1 W
------------------------	-------

dimensions

depth	101.5 mm
width	22.5 mm
height	101.5 mm
weight	110 g

classification

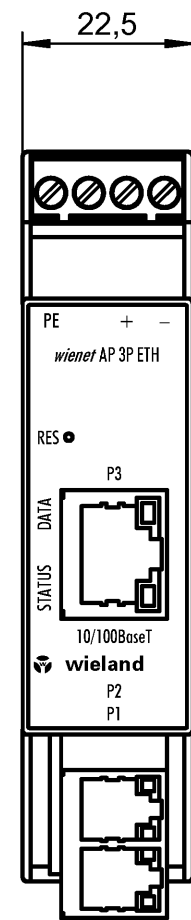
ECLASS 11	
ECLASS 8.1	19170201
ETIM 9.0	EC000816
ETIM 8.0	EC000816
ETIM 7.0	EC000816
ETIM 6.0	EC000816
ETIM 5.0	EC000816
ETIM 4.0	EC000816

product compliance

ROHS conformity status	compliant/exempted
ROHS exceptions	III-6(c); III-7(c)I
REACH-SVHC conformity status	Duty-To-Declare
REACH-SVHC substances	Lead
REACH-SVHC CAS numbers	7439-92-1

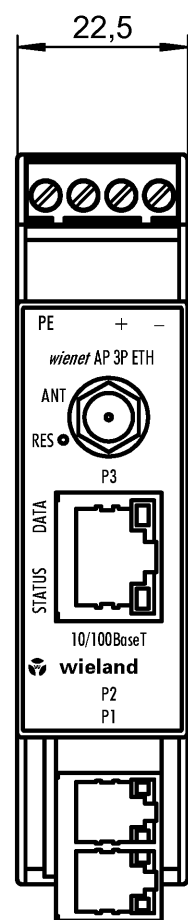
Accessories

Commercial Art.No.:	Article-type description:	Description:
F0.000.0037.4	antenna WIENET ANTENNE 15854 WIFI MAGNET ANT.	"wienet Wireless magnetic base. WLAN / WIFI / Bluetooth / Zigbee Frequency range: WLAN / WiFi: 2.4 GHz Gain: 4.8 dBi Polarization: Vertical Resistance: 50 Ohm WIFI connector: SMA / M-RP Temperature range: -40 to 85 ° C Cable Length: 2500 mm Cable: RG 174 Dimensions: 223 x 29 mm"
F0.000.0037.5	antenna WIENET ANTENNE 15874V2 WIFI DACH ANT.	wienet omni-roof antenna - External antenna WLAN / WiFi Frequency range: 2.4GHz / 5 GHz (WLAN) Profit: max. 7dBi connector: 1x RP- SMA
78.999.4000.0	patch-cables MOD ZBH RJ45 0,25 m	
78.999.4100.0	patch-cables MOD ZBH RJ45 0,5 m	
78.999.4200.0	patch-cables MOD ZBH RJ45 1,0 m	
78.999.4300.0	patch-cables MOD ZBH RJ45 2,0 m	
78.999.4400.0	patch-cables MOD ZBH RJ45 3,0 m	
78.999.4500.0	patch-cables MOD ZBH RJ45 5,0 m	
78.999.4600.0	patch-cables MOD ZBH RJ45 7,5 m	
78.999.4700.0	patch-cables MOD ZBH RJ45 10 m	

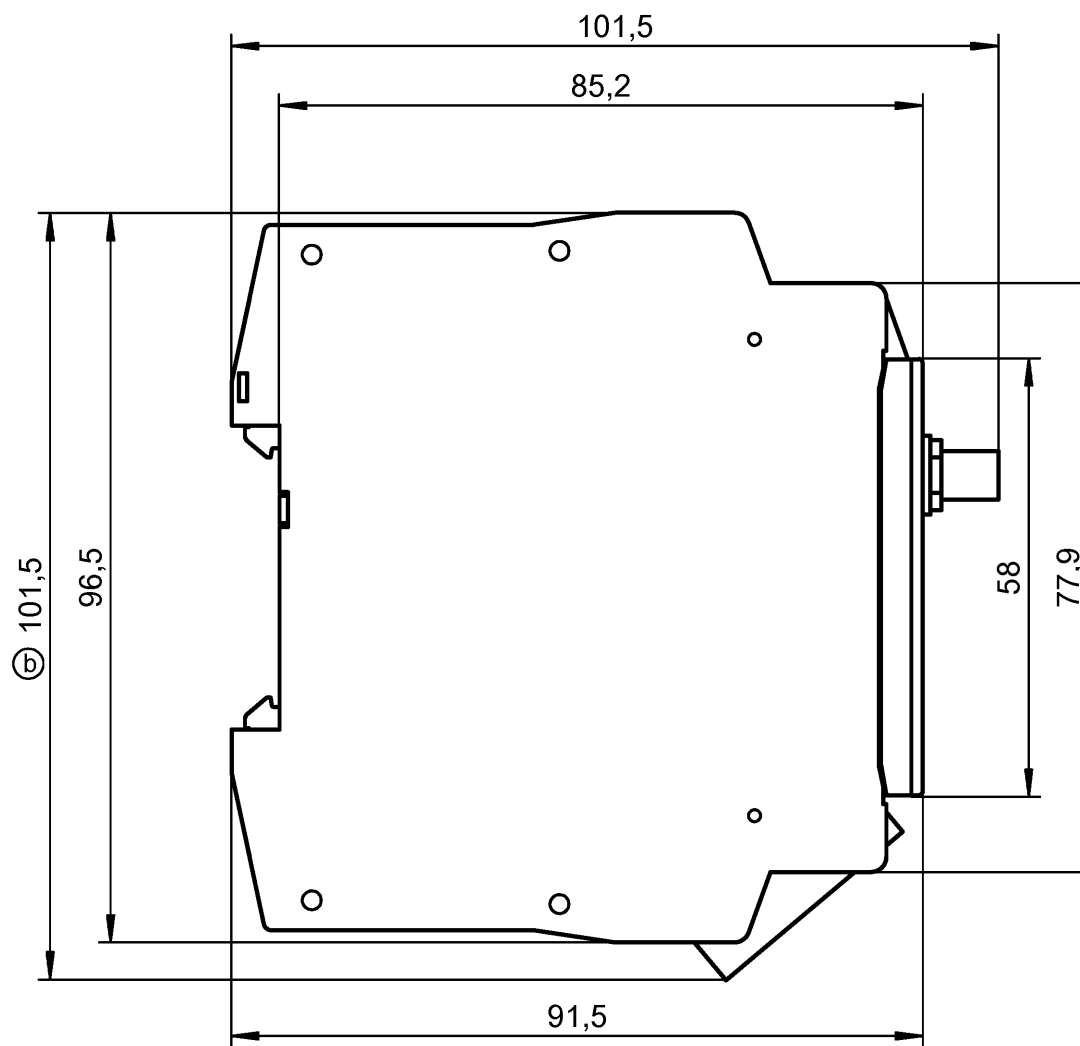


AP 3P ETH-A

ⓑ



ⓐ AP 3P ETH-A-A



Weitere Angaben siehe KATALOG oder eKatalog. Additional data see CATALOG or eCatalog.		www.wieland-electric.com eshop.wieland-electric.com	
ja/yes <input checked="" type="checkbox"/> Stoffverbots- und Deklarationsliste nach WN 5020.010 ist einzuhalten. Conformity with Wieland document WN 5020.010 e (list of prohibited / declarable hazardous substances) to be declared!			
Freitoleranz nach General tolerance	CAD-Zeichnung, keine manuellen Änderungen CAD drawing, no manual modifications allowed	1. Verwendung: First Use:	Blatt: Sheet:
	Werkstoff / Material	2017 gezeichnet drawn 20.09.	Name Koetzner
	Maßstab/Scale	geprüft checked	
		Normgepr. Stand. check	
	Zeichnung Nr. / Drawing No. T 83.040.0052.0 01K	Maße in mm / Dimensions are in mm	
	Datei / File: 045221B_01K.DCD	Ersatz für / Replacement for:	
Teile-Nr. / Part-No.	Typ / Type	Benennung / Title	
83.040.0052.0	wienet AP 3P ETH-A	Teilespezifikation / Component specification	
83.040.0053.0	wienet AP 3P ETH-A-A	wienet AP 3P ETH-A / AP 3P ETH-A-A ⓐ	
Index	Änderung / Revision	www.wieland-electric.com	

ⓐ

A
1
2
3
4
5
6
7
8
9
10
11
12
13
14
15
16
17
18
19
20
M1
M2
M3
L
G
i
11.1
12.1
1.1