


Data sheet

Commercial Art.No.: R1.180.0420.0

PLC digital I/O-module SA-IN-S1-K-C DC 24V

samos input module - coding 1, programming by switch, 2x4 inputs, 2x10 input functions, push-in-terminals pluggable



Commercial Art.No.	R1.180.0420.0
EAN	4046521297754
Order Unit	1

certificates / approvals



Technical data

general

SIL according to IEC 61508	3
in-/outputs configurable	yes

connection data

type of electric connection	spring clamp connection
-----------------------------	-------------------------

safety parameters

category (ISO 13849-1)	4
PL (ISO 13849-1)	level e
SIL _{CL} (IEC 62061)	3
HFT	1
T _M	20 a

output circuit

number of outputs	0
-------------------	---

other

suitable for safety functions	yes
type of supply voltage	DC

control circuit

number of inputs	8
input current (at state "1")	8 mA
permitted voltage at input	30 V

supply circuit

min. supply voltage at DC	19.2 V
max. supply voltage at DC	30 V

dimensions

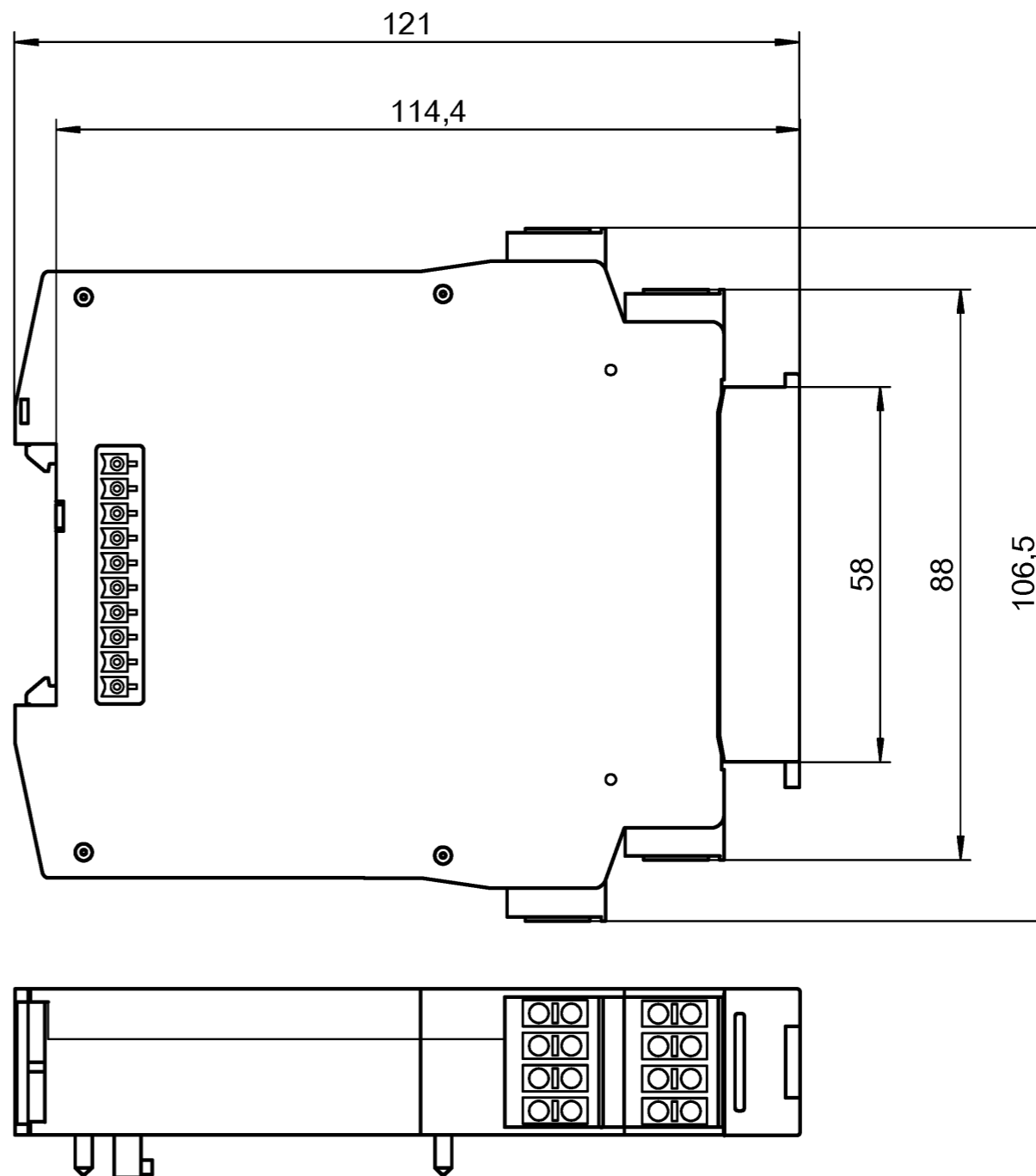
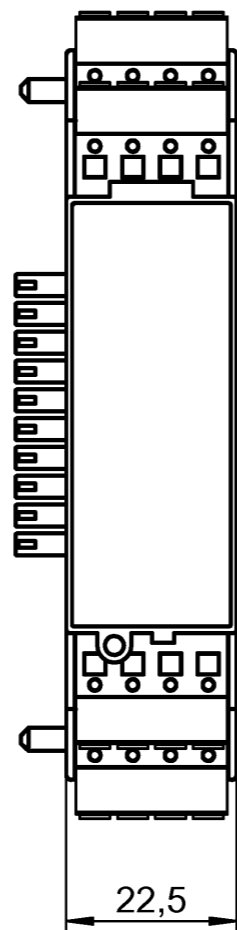
depth	121 mm
width	22.5 mm
height	96.5 mm

classification

ECLASS 11	
ECLASS 8.1	27242204
ETIM 9.0	EC001419
ETIM 8.0	EC001419
ETIM 7.0	EC001419
ETIM 6.0	EC001419
ETIM 5.0	EC001419
ETIM 4.0	EC001419
ETIM 3.0	EC001419

product compliance

ROHS conformity status	compliant/exempted
ROHS exceptions	III-7(c)I
REACH-SVHC conformity status	Duty-To-Declare
REACH-SVHC substances	Lead
REACH-SVHC CAS numbers	7439-92-1



Weitere Angaben siehe KATALOG oder eKatalog.
 Additional data see CATALOG or eCatalog.

www.wieland-electric.com
eshop.wieland-electric.com

ja/yes Stoffverbots- und Deklarationsliste nach WN 5020.010 ist einzuhalten.
 Conformity with Wieland document WN 5020.010 e (list of prohibited / declarable hazardous substances) to be declared!

Freitoleranz nach General tolerance		CAD-Zeichnung, keine manuellen Änderungen CAD drawing, no manual modifications allowed		1. Verwendung: First Use:		Blatt: Sheet:	
		Werkstoff / Material		2014 gezeichnet drawn	Tag/Date 06.06.	Name Koetzner	
		Maßstab/Scale		Elektronische Freigabe Electronic Release		Zeichnung Nr. / Drawing No. R1.180.0420.0 01K	
		Datei / File: 031161_B01K_R1.180.0420.0.DCD		Ersatz für / Replacement for:		Maße in mm / Dimensions are in mm	
(b) 07.05.24 (a) 02.09.16 Index Datum / Blatt Date / Sheet Änderung / Revision		wieland		Type	Benennung / Title Maßbildzeichnung/dimension drawing Standardgehäuse mit Busstecker u. Zapfen Baubreite 22,5mm, Federkraftklemme steckbar standard housing with bus connector and pin overall 22,5mm, plug-in clamp-spring terminal		

A
1
2
3
4
5
6
7
8
9
10
11
12
13
14
15
16
17
18
19
20
M1
M2
M3
L
G
i
11.1
12.1
1.1