

Data sheet

Commercial Art.No.: R1.400.0113.0

transponder switch set STS 0113

Safe transponder switch and actuator, coded, Automatic Start, Switching distance 8 mm, Dimensions LxWxH: 36 x 26 x 13 mm, Protection degree IP67, Connection cable 3m



Commercial Art.No.	R1.400.0113.0
EAN	4049088305870
Order Unit	1

certificates / approvals



Technical data

general

suitable for safety functions	yes
housing material	plastic
switching distance	8 mm
number of protected contact energized outputs	2
type of electric connection	cable
cable length	3 m
protected switch distance ON	8 mm
protected switch distance OFF	18 mm
cross-/short circuit identification possible	yes
degree of protection (IP)	IP67
type of actuation	transponder

safety parameters

category (ISO 13849-1)	4
PL (ISO 13849-1)	level e
SIL _{Cl} (IEC 62061)	3
PFH _d (High demand mode)	2.24 E-9 1/h
HFT	1
T _M	20 a

output circuit

max. output current at protected output	400 mA
---	--------

other

number of protected semiconductor outputs	2
---	---

dimensions

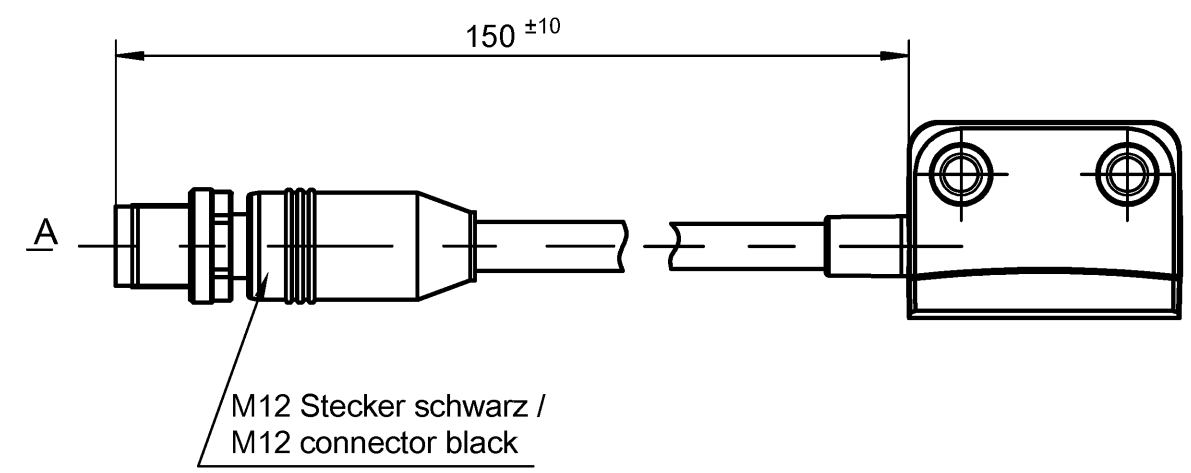
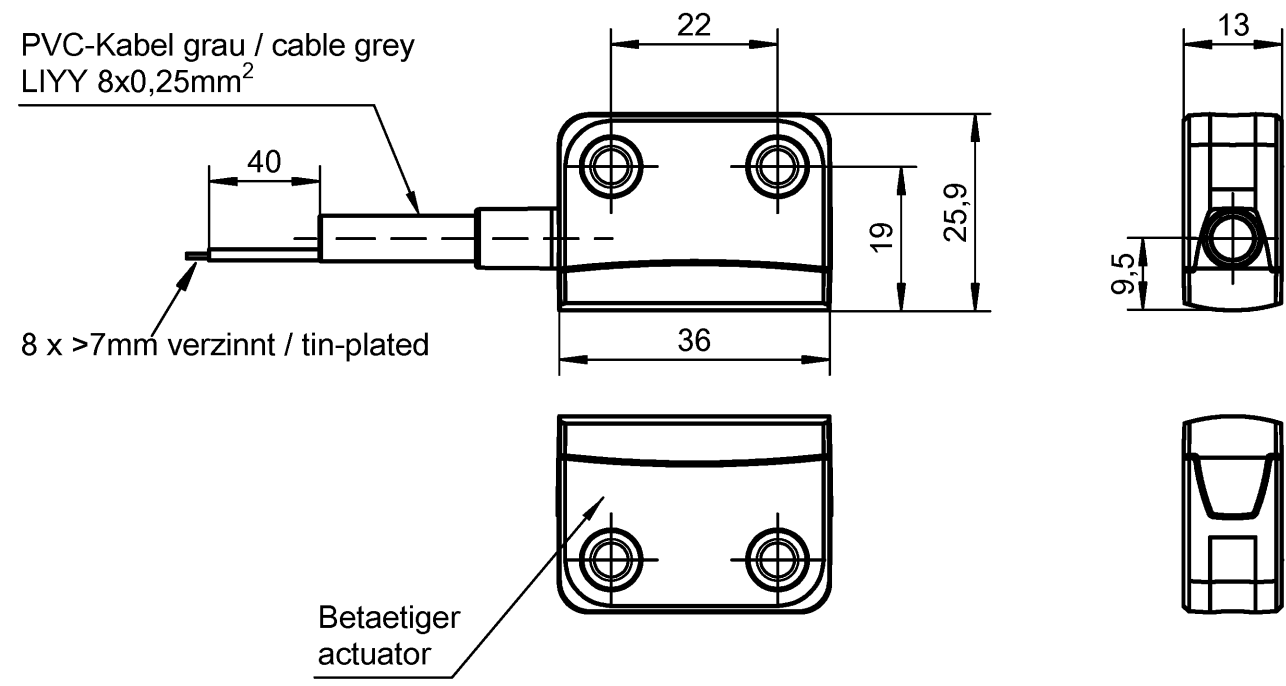
width sensor	36 mm
height of sensor	26 mm
length of sensor	13 mm

classification

ECLASS 11	
ECLASS 8.1	27270105
ETIM 9.0	EC001829
ETIM 8.0	EC001829
ETIM 7.0	EC002544
ETIM 6.0	EC002544
ETIM 5.0	EC002544
ETIM 4.0	EC002544

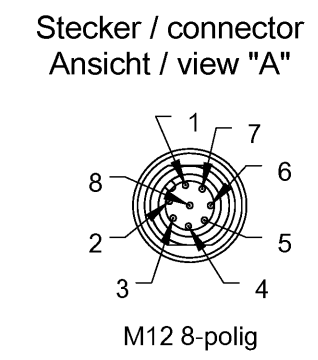
product compliance

ROHS conformity status	compliant
REACH-SVHC conformity status	compliant



Teile-Nr. / Part-No.	Anschluss / connection
R1.400.0110.0	M12-8
R1.400.0113.0	PVC cable - 3 m
R1.400.0114.0	PVC cable - 5 m
R1.400.0116.0	PVC cable - 10 m
R1.400.0118.0	PVC cable - 20 m
R1.400.0130.0	M12-8
R1.400.0133.0	PVC cable - 3 m
R1.400.0134.0	PVC cable - 5 m
R1.400.0136.0	PVC cable - 10 m
R1.400.0150.0	M12-8
R1.400.0153.0	PVC cable - 3 m
R1.400.0154.0	PVC cable - 5 m
R1.400.0156.0	PVC cable - 10 m
R1.400.0120.0	M12-8
R1.400.0123.0	PVC cable - 3 m
R1.400.0124.0	PVC cable - 5 m
R1.400.0126.0	PVC cable - 10 m
R1.400.0140.0	M12-8
R1.400.0143.0	PVC cable - 3 m
R1.400.0144.0	PVC cable - 5 m
R1.400.0146.0	PVC cable - 10 m
R1.400.0160.0	M12-8
R1.400.0163.0	PVC cable - 3 m
R1.400.0164.0	PVC cable - 5 m
R1.400.0166.0	PVC cable - 10 m
R1.400.3110.0	Betaetiger / actuator

Stecker / connector		
PIN	Farbe / colour	Funktion / function
1	BN	UB
2	WH	Sicherheitseingang 1 / safety input 1
3	BU	GND
4	BK	Sicherheitsausgang 1 / safety output 1
5	GY	Diagnoseausgang / diagnostic output
6	PK	Sicherheitseingang 2 / safety input 2
7	VT	Sicherheitsausgang 2 / safety output 2
8	OG	EDM/Start-Eingang / start input



Weitere Angaben siehe KATALOG oder eKatalog. Additional data see CATALOG or eCatalog.		www.wieland-electric.com eshop.wieland-electric.com	
ja/yes <input checked="" type="checkbox"/> Stoffverbots- und Deklarationsliste nach WN 5020.010 ist einzuhalten. Conformity with Wieland document WN 5020.010 e (list of prohibited / declarable hazardous substances) to be declared!			
Freitoleranz nach General tolerance	CAD-Zeichnung, keine manuellen Änderungen CAD drawing, no manual modifications allowed	1. Verwendung: First Use:	Blatt: Sheet:
	Werkstoff / Material	2015 gezeichnet drawn 10.11. geprüft checked Normgepr. Stand. check	Name Koetzner
	Maßstab/Scale	Zeichnung Nr. / Drawing No. T R1.400.0110.0 01K	
	Maße in mm / Dimensions are in mm		
	Datei / File: 043951_A01K.DCD	Ersatz für / Replacement for:	
		Type	Benennung / Title Teilespezifikation / Component specification Transponderschalter STS (quaderfoermig) transponder switch STS (rectangular)
④	29.08.17 Datum / Blatt Date / Sheet	www.wieland www.wieland-electric.com	
Index	Änderung / Revision		

Weitergabe sowie Vervielfältigung dieses Dokuments, Verwertung und Mitteilung
 seines Inhalts sind verboten, soweit nicht ausdrücklich gestattet.
 The reproduction, distribution and utilization of this document as well as the
 communication of its contents to others without express authorization is prohibited.