

# ÖLFLEX® CLASSIC 115 CH

Screened halogen-free control cable, oil resistant, very flexible and space-saving

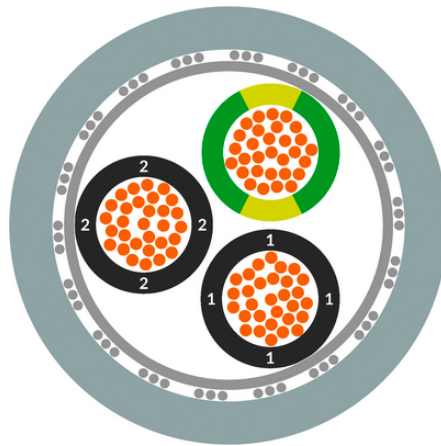
ÖLFLEX® CLASSIC 115 CH - halogen-free control cable, HFFR, oil-resistant, screened, cold-resistant and space-saving for various applications, U<sub>0</sub>/U: 300/500V








**Info**

CPR: Article number choice under [www.lappkabel.com/cpr](http://www.lappkabel.com/cpr)

High flexibility and oil-resistance

Thin and light, without inner sheath



-  Good chemical resistance
-  Flame-retardant
-  Halogen-free
-  Cold-resistant
-  Oil-resistant
-  Interference signals
-  UV-resistant

**Benefits**

Easy handling and installation due to very flexible cable type  
 Wide application range due to excellent product features

Last Update (24.04.2024)

©2024 Lapp Group - Technical changes reserved

Product Management [www.lappkabel.de](http://www.lappkabel.de)

You can find the current technical data in the corresponding data sheet.

PN 0456 / 02\_03.16

## ÖLFLEX® CLASSIC 115 CH

Halogen-free and highly flame-retardant materials reduce the risk of fire propagation, high smoke density and toxic fumes in case of fire

Copper shielding protects against electromagnetic interference

### Application range

Public buildings like airports or railway stations

Plant engineering

Industrial machinery

Heating and air-conditioning systems

Particularly where human and animal life as well as valuable property are exposed to high risk of fire hazards

Intended for use under the European Construction Product Regulation (CPR), refer to catalogue appendix T14

Considering the temperature range, a temporary outdoor use is possible

### Product features

Flame-retardant according to IEC 60332-1-2

(flame spread on a single cable)

No flame-propagation according to IEC 60332-3-24 respectively IEC 60332-3-25 (Flame spread on vertical cable or wire bundle)

UL Cable Flame Test

Halogen-free according to IEC 60754-1

(amount of halogen acid gas)

Corrosiveness of combustion gases according to IEC 60754-2 (degree of acidity)

Low smoke density according to IEC 61034-2

Oil-resistant according to EN 50363-4-1 (TM5)

and UL OIL RES I and UL OIL RES II

UV and weather-resistant according to ISO 4892-2

Ozone-resistant according to EN 50396

### Norm references / Approvals

UL AWM style 21089

Based on EN 50525-3-11

Based on EN 50525-2-51

### Product Make-up

Fine-wire strand made of bare copper wires

Core insulation: Halogen-free

Cores twisted in layers

Wrapping: Halogen-free plastic foil

Tinned-copper braiding

Outer sheath: Special halogen-free compound, grey (similar to RAL 7001)

### Technical Data

Classification ETIM 5:	ETIM 5.0 Class-ID: EC000104 ETIM 5.0 Class-Description: Control cable
Classification ETIM 6:	ETIM 6.0 Class-ID: EC000104 ETIM 6.0 Class-Description: Control cable
Core identification code:	Black with white numbers acc. to VDE 0293-334
Conductor stranding:	Fine wire according to VDE 0295, class 5/IEC 60228 class 5
Minimum bending radius:	Occasional flexing: 15 x outer diameter Fixed installation: 6 x outer diameter
Nominal voltage:	U0/U: 300/500 V

Last Update (24.04.2024)

©2024 Lapp Group - Technical changes reserved

Product Management [www.lappkabel.de](http://www.lappkabel.de)

You can find the current technical data in the corresponding data sheet.

PN 0456 / 02\_03.16

## ÖLFLEX® CLASSIC 115 CH

Test voltage:	UL: 600 V 4000 V
Protective conductor:	G = with GN-YE protective conductor X = without protective conductor
Temperature range:	Occasional flexing: -30°C to +70°C (UL: +75°C) Fixed installation: -40°C to +80°C (UL: +75°C)

### Note

Unless specified otherwise, the shown product values are nominal values. Detailed values (e.g. tolerances) are available upon request.

Copper price basis: EUR 150/100 kg. Refer to catalogue appendix T17 for the definition and calculation of copper-related surcharges.

Please find our standard lengths at: [www.lappkabel.de/en/cable-standardlengths](http://www.lappkabel.de/en/cable-standardlengths)

Packaging size: coil ≤ 30 kg or ≤ 250 m, otherwise drum

Please specify the preferred type of packaging (e.g. 1 x 500 m drum or 5 x 100 m coils).

Single lengths for sizes: ≥ 4G50 max. 500 m

Photographs and graphics are not to scale and do not represent detailed images of the respective products.

Prices are net prices without VAT and surcharges. Sale to business customers only.

**ÖLFLEX® CLASSIC 115 CH**

Article number	Number of cores and mm <sup>2</sup> per conductor	Outer diameter [mm]	Copper index (kg/km)	Weight (kg/km)
10036001	2 X 0.5	5.9	36	56
10036002	3 G 0.5	6.2	43	67
10036003	3 X 0.5	6.2	43	67
10036004	4 G 0.5	6.6	49	78
10036005	4 X 0.5	6.6	49	78
10036006	5 G 0.5	7.1	57	91
10036007	7 G 0.5	7.7	69	110
10036008	12 G 0.5	10.1	104	177
10036009	2 X 0.75	6.3	43	65
10036010	3 G 0.75	6.6	52	77
10036011	3 X 0.75	6.6	52	77
10036012	4 G 0.75	7.1	61	92
10036013	4 X 0.75	7.1	61	92
10036014	5 G 0.75	7.9	72	111
10036015	5 X 0.75	7.9	72	111
10036016	7 G 0.75	8.5	89	138
10036017	7 X 0.75	8.5	89	138
10036018	12 G 0.75	11.1	138	220
10036019	18 G 0.75	13.0	211	312
10036020	25 G 0.75	15.1	280	417
10036021	2 X 1.0	6.6	51	73
10036022	3 G 1.0	6.9	62	89
10036023	3 X 1.0	6.9	62	89
10036024	4 G 1.0	7.4	74	107
10036025	4 X 1.0	7.4	74	107
10036026	5 G 1.0	8.3	88	131
10036027	7 G 1.0	8.9	112	159
10036028	12 G 1.0	11.7	185	263
10036029	18 G 1.0	14.1	268	378
10036030	25 G 1.0	16.2	354	508
10036031	41 G 1.0	20.6	547	834
10036032	2 X 1.5	7.2	65	87
10036033	3 G 1.5	7.6	82	108
10036034	3 X 1.5	7.6	82	108

Last Update (24.04.2024)

©2024 Lapp Group - Technical changes reserved

 Product Management [www.lappkabel.de](http://www.lappkabel.de)

You can find the current technical data in the corresponding data sheet.

PN 0456 / 02\_03\_16

**ÖLFLEX® CLASSIC 115 CH**

Article number	Number of cores and mm <sup>2</sup> per conductor	Outer diameter [mm]	Copper index (kg/km)	Weight (kg/km)
10036035	4 G 1.5	8.4	100	136
10036036	5 G 1.5	9.1	119	162
10036037	7 G 1.5	10.0	154	204
10036038	12 G 1.5	13.4	268	340
10036039	18 G 1.5	15.8	373	492
10036040	25 G 1.5	18.2	530	654
10036041	3 G 2.5	9.1	118	157
10036042	4 G 2.5	10.0	147	198
10036043	5 G 2.5	11.1	176	245
10036044	7 G 2.5	12.0	253	307
10036045	12 G 2.5	16.3	385	524
10036046	4 G 4.0	11.8	248	284
10036047	5 G 4.0	13.3	269	368
10036048	7 G 4.0	14.6	371	448
10036049	4 G 6.0	14.2	343	406
10036050	5 G 6.0	15.5	441	522
10036051	7 G 6.0	17.0	510	637
10036052	4 G 10.0	17.2	495	656
10036053	5 G 10.0	19.5	592	865
10036054	4 G 16.0	20.2	736	972
10036055	5 G 16.0	22.6	895	1249
10036056	4 G 25.0	25.1	1129	1482
10036057	5 G 25.0	28.0	1400	1906
10036058	4 G 35.0	28.2	1546	1971
10036059	5 G 35.0	31.4	1912	2529
10036060	4 G 50.0	34.0	2186	2713
10036061	4 G 70.0	39.0	3011	3709

Last Update (24.04.2024)

©2024 Lapp Group - Technical changes reserved

 Product Management [www.lappkabel.de](http://www.lappkabel.de)

You can find the current technical data in the corresponding data sheet.

PN 0456 / 02\_03\_16