

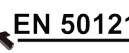


EDR-810 Series

8+2G multiport industrial secure router with switch/firewall/NAT/VPN



- > 8+2G all-in-one firewall/NAT/VPN/router/switch
- > Build up secure remote access tunnel with VPN
- > Protect critical assets by stateful firewall
- > Inspect industrial protocol with PacketGuard technology
- > Easy network setup with network address translation (NAT)
- > RSTP/Turbo Ring redundant protocol enhances network redundancy
- > -40 to 75°C operating temperature range (T model)
- > ISA99 / IEC 62443 / NERC CIP compliant
- > Check firewall settings with intelligent SettingCheck feature



Introduction

The EDR-810 is a highly integrated industrial multiport secure router with firewall/NAT/VPN and managed Layer 2 switch functions. It is designed for Ethernet-based security applications in sensitive remote control or monitoring networks, and it provides an electronic security perimeter for the protection of critical cyber assets such as pumping/treatment systems in water stations, DCS systems in oil and gas applications, and PLC/SCADA systems in factory automation. The EDS-810 series includes the following cybersecurity features:

- **Firewall/NAT:** Firewall policies control network traffic between different trust zones, and Network Address Translation (NAT) shields the internal LAN from unauthorized activity by outside hosts.
- **VPN:** Virtual Private Networking (VPN) is designed to provide users with secure communication tunnels when accessing a

private network from the public Internet. VPNs use IPsec (IP Security) server or client mode for encryption and authentication of all IP packets at the network layer to ensure confidentiality and sender authentication.

The EDR-810's "WAN Routing Quick Setting" provides an easy way for users to set up WAN and LAN ports to create a routing function in four steps. In addition, the EDR-810's "Quick Automation Profile" gives engineers a simple way to configure the firewall filtering function with general automation protocols, including EtherNet/IP, Modbus TCP, EtherCAT, FOUNDATION Fieldbus, and PROFINET. Users can easily create a secure Ethernet network from a user-friendly web UI with a single click, and the EDR-810 is capable of performing deep Modbus TCP packet inspection. Wide temperature range models that operate reliably in hazardous, -40 to 75°C environments are also available.

Specifications

Technology

Standards:

- IEEE 802.3 for 10BaseT
- IEEE 802.3u for 100BaseT(X)
- IEEE 802.3ab for 1000BaseT(X)
- IEEE 802.3z for 1000BaseX
- IEEE 802.1Q for VLAN tagging
- IEEE 802.3ad for port trunk

Protocols: SNMP v1/v2c/v3, DHCP server/client, TFTP, NTP/SNTP server/client, HTTP, HTTPS, Telnet, SSH, IPsec, L2TP, IGMP v1/v2/v3, QoS/CoS/ToS, Radius, RSTP/STP, LLDP, DDNS, Proxy ARP

Routing: Static routing, RIP V1/V2, OSPF

Throughput: 10000 packets per second (max. 100 Mbps)

Routing Redundancy: VRRP

Multicast Routing: Static, DVMRP, PIM-SM/SSM

Broadcast Forwarding: IP directed broadcast, broadcast forwarding

Redundancy: STP/RSTP, Turbo Ring V2, Ring Coupling, and Dual Homing

Flow Control: IEEE 802.3x flow control, back pressure flow control

Security Functions

Firewall:

Features:

- Stateful inspection
- Router firewall and transparent (bridge) firewall
- Filter: IP and MAC address, ports, ICMP, DDoS, Ethernet protocols
- Deep Packet Inspection: Modbus TCP/UDP
- Quick Automation Profiles: EtherCAT, EtherNet/IP, FOUNDATION Fieldbus, LonWorks, Modbus/TCP, PROFINET, IEC 60870-104, DNP, FTP, SSH, Telnet, HTTP, IPsec, L2TP, PPTP, RADIUS
- Throughput: Max. 10000 packets per second (Max. 100 Mbps)
- DoS and DDoS Protection:** Null Scan, Xmas Scan, NMAP-Xmas Scan, SYN/FIN Scan, FIN Scan, NMAP-ID Scan, SYN/RST Scan, NEW-Without-SYN Scan, ICMP-Death, SYN-Flood, ARP-Flood
- NAT:** N-to-1, 1-to-1, bidirectional 1-to-1, and port forwarding

IPSec VPN:

Protocols:

- IPSec
- L2TP (server)
- PPTP (client)

Encryption:

- DES, 3DES, AES-128, AES-192, AES-256

Authentication:

- RSA (key size: 1024-bit, 2048-bit)
- X.509 v3 certificate
- MD5 and SHA (SHA-256)

Throughput:

- Max. 17 Mbps (Conditions: AES-256, SHA-256)

Concurrent VPN Tunnels:

- Max. 10 IPSec VPN tunnels

OpenVPN:

Protocols:

- OpenVPN (client and server), UDP and TCP
- Tunnel mode (routing) and TAP mode (bridge)

Encryption:

- Blowfish CBC, DES CBC, DES-EDE3 CBC, AES-128/192/256 CBC

Authentication:

- User password by MD5 and SHA1

Throughput:

- Max. 5 Mbps

Concurrent VPN Tunnels:

- Server mode: max. 5 external clients
- Client mode: max. 2 external servers

Real-Time Firewall / VPN Event Log:

- Event Type: Firewall Event, VPN Event, System Security Event
- Media: Local storage, Syslog server, and SNMP trap

Switch Properties

Max. Number of VLANs: 16

VLAN ID Range: 1 to 4094

IGMP Groups: 256

Interface

RJ45 Ports: 10/100BaseT(X) auto negotiation speed

Fiber Ports: 1000BaseSFP slot

Console Port: Web/Telnet/SSH/CLI, and RS-232 serial console

RESET button: Reset to default settings

LED Indicators: STATE, PWR1, PWR2, FAULT, 10/100/1000M

Alarm Contact: One relay output with current-carrying capacity of 1 A @ 24 VDC

Digital Inputs: 1 2-contact terminal block

- +13 to +30 V for state "1"
- -30 to +3 V for state "0"
- Max. input current: 8 mA

Power Requirements

Input Voltage: 12/24/48 VDC, redundant dual inputs

Input Current: 0.32 A @ 24 V

Overload Current Protection: Present

Connection: Removable terminal block

Reverse Polarity Protection: Present

Physical Characteristics

Housing: Metal

Dimensions: 53.6 x 135 x 105 mm (2.11 x 5.31 x 4.13 in)

Weight: 830 g (2.10 lb)

Installation: DIN-rail mounting, wall mounting (with optional kit)

Environmental Limits

Operating Temperature:

Standard Models: -10 to 60°C (14 to 140°F)

Wide Temp. Models: -40 to 75°C (-40 to 167°F)

Storage Temperature: -40 to 85°C (-40 to 185°F)

Ambient Relative Humidity: 5 to 95% (non-condensing)

Standards and Certifications

Safety: UL 508

EMC: EN 55032/24

Hazardous Location: UL/cUL Class I Division 2 Groups A/B/C/D

EMI: CISPR 32, FCC Part 15B Class A

EMS:

IEC 61000-4-2 ESD: Contact: 6 kV; Air: 8 kV

IEC 61000-4-3 RS: 80 MHz to 1 GHz: 10 V/m

IEC 61000-4-4 EFT: Power: 2 kV; Signal: 2 kV

IEC 61000-4-5 Surge: Power: 2 kV; Signal: 2 kV

IEC 61000-4-6 CS: Signal: 10 V

IEC 61000-4-8

Rail Traffic: EN 50121-4

Transportation: NEMA TS2

Shock: IEC 60068-2-27

Freefall: IEC 60068-2-32

Vibration: IEC 60068-2-6

Note: Please check Moxa's website for the most up-to-date certification status.

MTBF (mean time between failures)

Time: 981,954 hrs

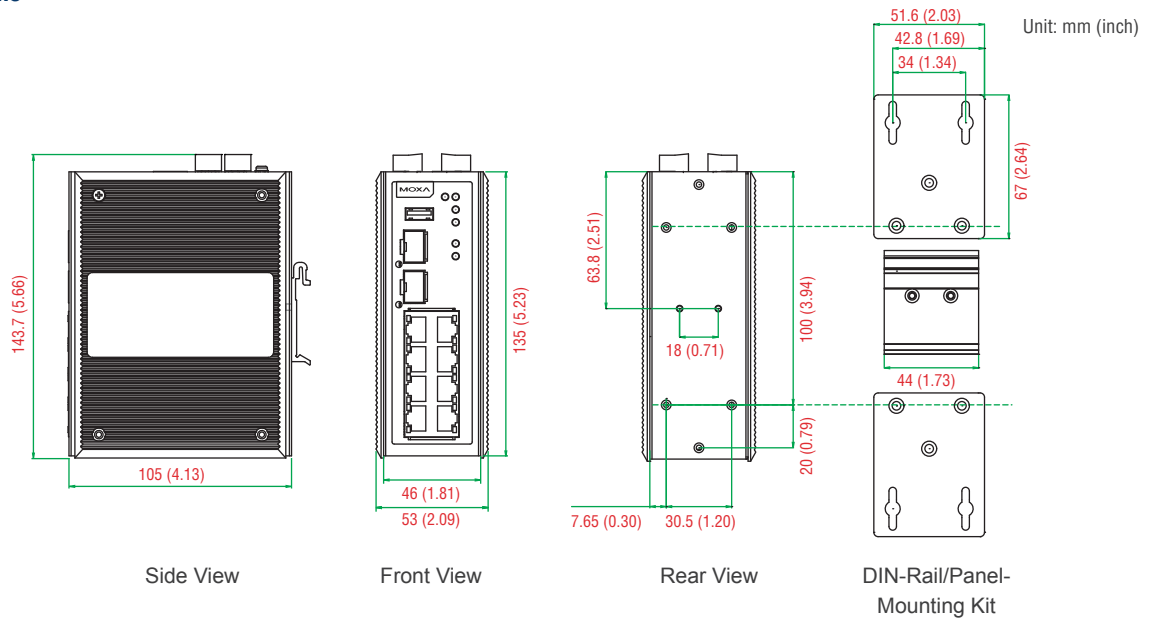
Standard: Telcordia (Bellcore), GB

Warranty

Warranty Period: 5 years

Details: See www.moxa.com/warranty

Dimensions



Ordering Information

Available Models

EDR-810-2GSFP: 8+2G-port industrial multiport secure router with firewall/NAT, -10 to 60°C operating temperature

EDR-810-2GSFP-T: 8+2G-port industrial multiport secure router with firewall/NAT, -40 to 75°C operating temperature

EDR-810-VPN-2GSFP: 8+2G-port industrial multiport secure router with firewall/NAT/VPN, -10 to 60°C operating temperature

EDR-810-VPN-2GSFP-T: 8+2G-port industrial multiport secure router with firewall/NAT/VPN, -40 to 75°C operating temperature

Note: The EDR-810 series supports 1000BaseSFP slots. See the SFP-1G series Gigabit Ethernet SFP module product datasheet for more information.

Optional Accessories (can be purchased separately)

ABC-02-USB: Automatic Backup Configurator

DR-4524/75-24/120-24: 45/75/120 W DIN-rail 24 VDC power supplies

MDR-40-24/60-24: 40/60 W DIN-rail 24 VDC power supplies, -20 to 70°C operating temperature

WK-51-01: Wall-mounting kit, 2 plates with 6 screws

RK-4U: 4U-high 19-inch rack-mounting kit

Package Checklist

- EDR-810 industrial secure router
- Serial Cable: CN20070
- Documentation and software CD
- Hardware installation guide (printed)
- Warranty card

SFP-1G Series

1-port Gigabit Ethernet SFP modules



- > Digital Diagnostic Monitor Function
- > -40 to 85°C operating temperature range (T models)
- > IEEE 802.3z compliant
- > Differential LVPECL inputs and outputs
- > TTL signal detect indicator
- > Hot pluggable LC duplex connector
- > Class 1 laser product, complies with EN 60825-1



Specifications

Interface

Ethernet Ports: 1

Connectors: Duplex LC Connector or Simplex LC Connector (WDM-type only)

Optical Fiber

| | | Gigabit Ethernet SFP | | | | | | | | | |
|------------------|-------------------------|----------------------|-------|--------------|------|--------------|--------------|--------------|--------------|--------------|--------------|
| | | SFP-SX | | SFP-LSX | | SFP-LX | SFP-LH | SFP-LHX | SFP-ZX | SFP-EZX | SFP-EZX-120 |
| Transceiver Type | | Multi-Mode | | Multi-Mode | | Single-Mode | Single-Mode | Single-Mode | Single-Mode | Single-Mode | Single-Mode |
| Fiber Cable Type | | OM1 | OM2 | OM2 | OM1 | G.652 | G.652 | G.652 | G.652 | G.652 | G.652 |
| Typical Distance | | 300 m | 550 m | 1 km | 2 km | 10 km | 30 km | 40 km | 80 km | 110 km | 120 km |
| Wave-length | Typical (nm) | 850 | | 1310 | | 1310 | 1310 | 1310 | 1550 | 1550 | 1550 |
| | TX Range (nm) | 830 to 860 | | 1270 to 1355 | | 1280 to 1355 | 1280 to 1355 | 1280 to 1340 | 1530 to 1570 | 1530 to 1570 | 1530 to 1570 |
| | RX Range (nm) | 770 to 860 | | 1260 to 1610 | | 1260 to 1610 | 1260 to 1610 | 1260 to 1610 | 1260 to 1610 | 1260 to 1610 | 1100 to 1600 |
| Optical Power | TX Range (dBm) | -4 to -9.5 | | -1 to -9 | | -3 to -9 | -3 to -8 | +3 to -4 | +5 to 0 | +5 to 0 | +3 to -2 |
| | RX Range (dBm) | 0 to -18 | | -1 to -19 | | -3 to -21 | -3 to -23 | -1 to -24 | -1 to -24 | -9 to -30 | -8 to -33 |
| | Link Budget (dB) | 8.5 | | 10 | | 12 | 15 | 20 | 24 | 30 | 31 |
| | Dispersion Penalty (dB) | 4.3 | 3.6 | 5 | 5 | 1 | 1 | 1 | 1 | 1 | 2 |

Note: When connecting the SFP-LHX, ZX, EZX, or EZX-120, we recommended using an attenuator to prevent the transceiver from being damaged by excessive optical power.

| | | WDM Gigabit Ethernet SFP | | | | | |
|------------------|-------------------------|--------------------------|------------------|------------------|------------------|------------------|------------------|
| | | SFP-10A | | SFP-10B | SFP-20A | SFP-20B | SFP-40A |
| Transceiver Type | | Single-Mode | | Single-Mode | | Single-Mode | |
| Fiber Cable Type | | G.652 | | G.652 | | G.652 | |
| Typical Distance | | 10 km | | 20 km | | 40 km | |
| Wave-length | Typical (nm) | TX 1310, RX 1550 | TX 1550, RX 1310 | TX 1310, RX 1550 | TX 1550, RX 1310 | TX 1310, RX 1550 | TX 1550, RX 1310 |
| | TX Range (nm) | 1270 to 1355 | | 1530 to 1570 | | 1290 to 1330 | |
| | RX Range (nm) | 1480 to 1580 | | 1260 to 1360 | | 1480 to 1580 | |
| Optical Power | TX Range (dBm) | -3 to -9 | | -2 to -8 | | +2 to -3 | |
| | RX Range (dBm) | -3 to -21 | | -2 to -23 | | -1 to -23 | |
| | Link Budget (dB) | 12 | | 15 | | 20 | |
| | Dispersion Penalty (dB) | 2 | | 3 | | 1 | |

Note: WDM-type SFP modules must be used in pairs (e.g., SFP-1G10ALC and SFP-1G10BLC)

Note: When connecting the SFP-40A and 40B, we recommend using an attenuator to prevent damage caused by excessive optical power.

Typical Distance: To reach the typical distance of specified fiber transceiver, please refer to formula: Link budget(dB) > dispersion penalty(dB) + total link loss(dB).

Power Requirements

Power Consumption: Max. 1 W

Environmental Limits

Operating Temperature:

Standard Models: 0 to 60°C (32 to 140°F)

Wide Temp. Models: -40 to 85°C (-40 to 185°F)

Storage Temperature: -40 to 85°C (-40 to 185°F)

Ambient Relative Humidity: 5 to 95% (non-condensing)

Standards and Certifications

Safety: CE, FCC, TÜV (EN 60825), UL 60950-1

Marine: DNV, GL

Warranty

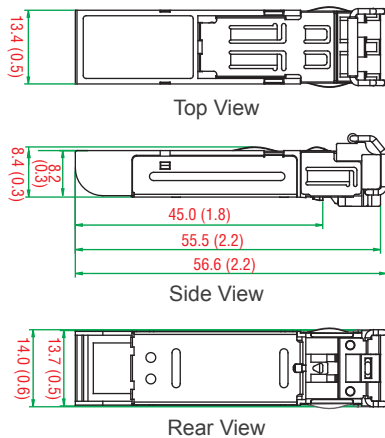
Warranty Period: 5 years

Details: See www.moxa.com/warranty

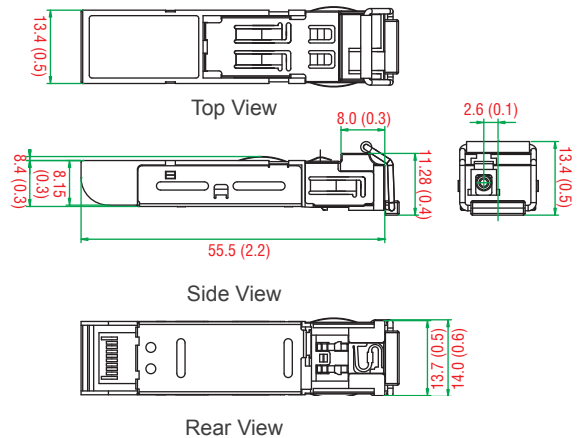
Dimensions

Unit: mm (inch)

SFP-1G Series



SFP-1G Series (WDM Type)



Ordering Information

| Gigabit Ethernet SFP Models | | | | WDM Gigabit Ethernet SFP Models | | | |
|---|---------------------------------------|------------------|------------------|----------------------------------|--------------------------------|------------------|------------------|
| Standard Temperature Models (0 to 60°C) | Wide Temperature Models (-40 to 85°C) | Transceiver Type | Typical Distance | Standard Temperature (0 to 60°C) | Wide Temperature (-40 to 85°C) | Transceiver Type | Typical Distance |
| SFP-1GSXLC | SFP-1GSXLC-T* | Multi-Mode | 300/550 m | SFP-1G10ALC | SFP-1G10ALC-T | Single-Mode | 10 km |
| SFP-1GLSXLC | SFP-1GLSXLC-T | Multi-Mode | 1/2 km | SFP-1G10BLC | SFP-1G10BLC-T | Single-Mode | 10 km |
| SFP-1GLXLC | SFP-1GLXLC-T | Single-Mode | 10 km | SFP-1G20ALC | SFP-1G20ALC-T | Single-Mode | 20 km |
| SFP-1GLHLC | SFP-1GLHLC-T | Single-Mode | 30 km | SFP-1G20BLC | SFP-1G20BLC-T | Single-Mode | 20 km |
| SFP-1GLHXLC | SFP-1GLHXLC-T | Single-Mode | 40 km | SFP-1G40ALC | SFP-1G40ALC-T | Single-Mode | 40 km |
| SFP-1GZXLC | SFP-1GZXLC-T | Single-Mode | 80 km | SFP-1G40BLC | SFP-1G40BLC-T | Single-Mode | 40 km |
| SFP-1GEZXLC | - | Single-Mode | 110 km | - | - | - | - |
| SFP-1GEZXLC-120 | - | Single-Mode | 120 km | - | - | - | - |

*SFP-1GSXLC-T: -20 to 75°C operating temperature

Package Checklist

- SFP-1G module
- Warranty card