

Inductive sensor

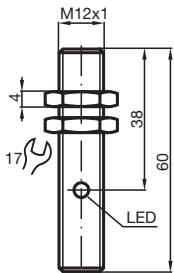
NJ2-12GM50-WO-V13



■ 2-wire AC



Dimensions



Technical Data

General specifications

Switching function		Normally closed (NC)
Output type		Two-wire
Rated operating distance	s_n	2 mm
Installation		flush
Output polarity		AC
Assured operating distance	s_a	0 ... 1.62 mm
Reduction factor r_{Al}		0.1
Reduction factor r_{Cu}		0.1
Reduction factor r_{304}		0.6
Output type		2-wire

Nominal ratings

Operating voltage	U_B	20 ... 253 V
Switching frequency	f	0 ... 20 Hz

Release date: 2020-12-10 Date of issue: 2020-12-10 Filename: 026687_eng.pdf

Refer to "General Notes Relating to Pepperl+Fuchs Product Information".

Pepperl+Fuchs Group
www.pepperl-fuchs.com

USA: +1 330 486 0001
fa-info@us.pepperl-fuchs.com

Germany: +49 621 776 1111
fa-info@de.pepperl-fuchs.com

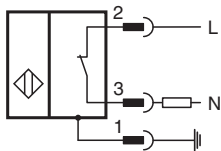
Singapore: +65 6779 9091
fa-info@sg.pepperl-fuchs.com

PEPPERL+FUCHS

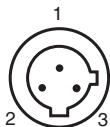
Technical Data

Voltage drop	U_d	typ. 4 V at 15 ... 200 mA typ. 6.5 V at 5 mA
Momentary current (20 ms, 0.1 Hz)		0 ... 1200 mA
Operating current	I_L	5 ... 200 mA
Off-state current	I_r	typ. 0.7 mA
Time delay before availability	t_v	≤ 30 ms
Switching state indicator		LED, yellow
Compliance with standards and directives		
Standard conformity		
Standards		EN 60947-5-2:2007 EN 60947-5-2/A1:2012 IEC 60947-5-2:2007 IEC 60947-5-2 AMD 1:2012
Approvals and certificates		
UL approval		cULus Listed, General Purpose
CSA approval		cCSAus Listed, General Purpose
CCC approval		Certified by China Compulsory Certification (CCC)
Ambient conditions		
Ambient temperature		-25 ... 70 °C (-13 ... 158 °F)
Mechanical specifications		
Connection type		Connector plug M12 x 1 , 3-pin
Core cross-section		-
Housing material		Stainless steel 1.4305 / AISI 303
Sensing face		PBT
Degree of protection		IP67
Note		¹⁾ In the temperature range below 0 °C, permissible operating voltage U_b 80...253 V Safety fuse ≤ 2 A (quick-blow) according to IEC 60127-2 Sheet 1 Recommendation: after a short circuit, check that the device is functioning correctly.
General information		
Scope of delivery		2 self locking nuts in scope of delivery

Connection






Connection Assignment



Wire colors

1	GN/YE	(green/yellow)
2	BN	(brown)
3	BU	(blue)

Accessories

	BF 12	Mounting flange, 12 mm
	EXG-12	Quick mounting bracket with dead stop
	V13-G-5M-PUR	Female cordset, M12, 3-pin, PUR cable

Release date: 2020-12-10 Date of issue: 2020-12-10 Filename: 026687_eng.pdf

Refer to "General Notes Relating to Pepperl+Fuchs Product Information".

Pepperl+Fuchs Group
www.pepperl-fuchs.com

USA: +1 330 486 0001
fa-info@us.pepperl-fuchs.com

Germany: +49 621 776 1111
fa-info@de.pepperl-fuchs.com

Singapore: +65 6779 9091
fa-info@sg.pepperl-fuchs.com