

# Inductive sensor

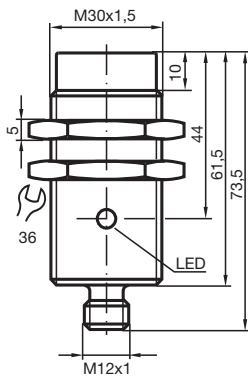
## NEN40-30GM60-E2-V1



- 40 mm non-flush
- Increased operating distance



### Dimensions



### Technical Data

#### General specifications

Switching function		Normally open (NO)
Output type		PNP
Rated operating distance	$s_n$	40 mm
Installation		non-flush
Output polarity		DC
Assured operating distance	$s_a$	0 ... 32.4 mm
Reduction factor $r_{Al}$		0.36
Reduction factor $r_{Cu}$		0.32
Reduction factor $r_{304}$		0.69
Output type		3-wire

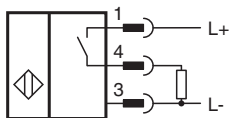
#### Nominal ratings

Installation conditions		
-------------------------	--	--

## Technical Data

A		in aluminum: 25 mm in steel 1.0037 (St37): 35 mm in brass 25 mm in stainless steel 20 mm
B		40 mm
C		120 mm
F		150 mm
Operating voltage	$U_B$	10 ... 30 V
Switching frequency	f	0 ... 100 Hz
Hysteresis	H	typ. 5%
Reverse polarity protection		reverse polarity protected
Short-circuit protection		pulsing
Voltage drop	$U_d$	$\leq 2$ V
Operating current	$I_L$	0 ... 200 mA
Off-state current	$I_r$	0 ... 0.1 mA typ. 0.1 $\mu$ A at 25 °C
No-load supply current	$I_0$	$\leq 10$ mA
Switching state indicator		LED, yellow
<b>Functional safety related parameters</b>		
MTTF <sub>d</sub>		211 a
Mission Time (T <sub>M</sub> )		20 a
Diagnostic Coverage (DC)		0 %
<b>Compliance with standards and directives</b>		
Standard conformity		
Standards		EN 60947-5-2:2007 IEC 60947-5-2:2007
<b>Approvals and certificates</b>		
UL approval		cULus Listed, General Purpose
CSA approval		cCSAus Listed, General Purpose
CCC approval		CCC approval / marking not required for products rated $\leq 36$ V
<b>Ambient conditions</b>		
Ambient temperature		-25 ... 70 °C (-13 ... 158 °F)
<b>Mechanical specifications</b>		
Connection type		Connector plug M12 x 1 , 4-pin
Housing material		chromium plated brass
Sensing face		PBT
Degree of protection		IP67

## Connection



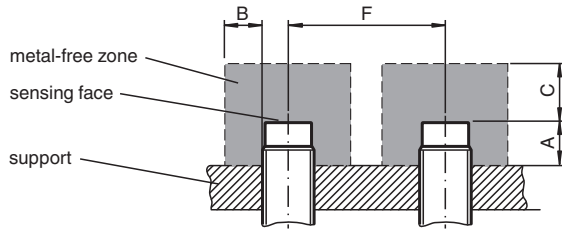
## Connection Assignment






Wire colors in accordance with EN 60947-5-2

1	BN	(brown)
2	WH	(white)
3	BU	(blue)
4	BK	(black)

## Installation



## Accessories

	<b>BF 30</b>	Mounting flange, 30 mm
	<b>V1-G-2M-PUR</b>	Female cordset, M12, 4-pin, PUR cable
	<b>V1-W-2M-PUR</b>	Female cordset, M12, 4-pin, PUR cable

Release date: 2020-05-18 Date of issue: 2020-05-18 Filename: 102691\_eng.pdf