


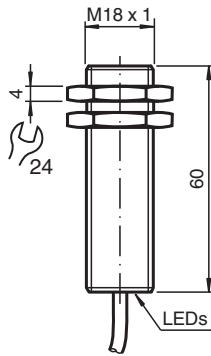
Inductive sensor NBB5-18GM60-WO



- 5 mm flush
- 2-wire AC



Dimensions



Technical Data

General specifications

| | | |
|----------------------------|-------|--------------------------|
| Switching function | | Normally closed (NC) |
| Output type | | Two-wire |
| Rated operating distance | s_n | 5 mm |
| Installation | | flush |
| Output polarity | | AC |
| Assured operating distance | s_a | 0 ... 4.05 mm |
| Actual operating distance | s_r | 4.5 ... 5.5 mm typ. 5 mm |
| Reduction factor r_{Al} | | 0.2 |
| Reduction factor r_{Cu} | | 0.2 |
| Reduction factor r_{304} | | 0.6 |
| Output type | | 2-wire |

Nominal ratings

| | | |
|-----------------------------|-------|---------------------------|
| Operating voltage | U_B | 20 ... 253 V |
| Switching frequency | f | 0 ... 20 Hz |
| Hysteresis | H | typ. 6 % |
| Reverse polarity protection | | reverse polarity tolerant |

Release date: 2020-12-10 Date of issue: 2020-12-10 Filename: 124312_eng.pdf

Refer to "General Notes Relating to Pepperl+Fuchs Product Information".

Pepperl+Fuchs Group
www.pepperl-fuchs.com

USA: +1 330 486 0001
fa-info@us.pepperl-fuchs.com

Germany: +49 621 776 1111
fa-info@de.pepperl-fuchs.com

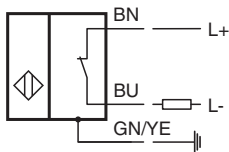
Singapore: +65 6779 9091
fa-info@sg.pepperl-fuchs.com

PF PEPPERL+FUCHS



Technical Data

| | | |
|---|-------|---|
| Voltage drop | U_d | < 5 V ($I_L > 50$ mA); < 8 V ($I_L < 50$ mA) |
| Momentary current (20 ms, 0.1 Hz) | | 0 ... 1600 mA |
| Operating current | I_L | 5 ... 200 mA |
| Off-state current | I_r | 0 ... 1.7 mA typ. |
| Time delay before availability | t_v | ≤ 30 ms |
| Operating voltage indicator | | LED, green |
| Switching state indicator | | LED, yellow |
| Functional safety related parameters | | |
| MTTF _d | | 1135 a |
| Mission Time (T _M) | | 20 a |
| Diagnostic Coverage (DC) | | 0 % |
| Compliance with standards and directives | | |
| Standard conformity | | |
| Standards | | EN 60947-5-2:2007 EN 60947-5-2/A1:2012 IEC 60947-5-2:2007 IEC 60947-5-2 AMD 1:2012 |
| Approvals and certificates | | |
| UL approval | | cULus Listed, General Purpose |
| CSA approval | | cCSAus Listed, General Purpose |
| CCC approval | | Certified by China Compulsory Certification (CCC) |
| Ambient conditions | | |
| Ambient temperature | | -25 ... 70 °C (-13 ... 158 °F) |
| Mechanical specifications | | |
| Connection type | | cable PVC , 2 m |
| Core cross-section | | 0.34 mm ² |
| Housing material | | brass, nickel-plated |
| Sensing face | | PBT |
| Degree of protection | | IP67 |
| Note | | 1) In the temperature range below 0 °C, permissible operating voltage U_b 80...253 V Safety fuse ≤ 0.8 A (quick-blow) according to IEC 60127-2 Sheet 1 Recommendation: after a short circuit, check that the device is functioning correctly. |

Connection



Accessories

| | | |
|---|---------------|---------------------------------------|
|  | BF 18 | Mounting flange, 18 mm |
|  | EXG-18 | Quick mounting bracket with dead stop |

Release date: 2020-12-10 Date of issue: 2020-12-10 Filename: 124312_eng.pdf