
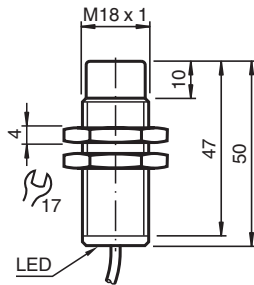


Inductive sensor NBN12-18GM50-A0

■ 12 mm non-flush



Dimensions



Technical Data

General specifications

| | | |
|----------------------------|-------|---------------|
| Switching function | | complementary |
| Output type | | NPN |
| Rated operating distance | s_n | 12 mm |
| Installation | | non-flush |
| Output polarity | | DC |
| Assured operating distance | s_a | 0 ... 9.72 mm |
| Reduction factor r_{Al} | | 0.45 |
| Reduction factor r_{Cu} | | 0.4 |
| Reduction factor r_{304} | | 0.7 |

Nominal ratings

| | | |
|-----------------------------|-------|----------------------------|
| Operating voltage | U_B | 10 ... 30 V |
| Switching frequency | f | 0 ... 1000 Hz |
| Hysteresis | H | typ. 5% |
| Reverse polarity protection | | reverse polarity protected |
| Short-circuit protection | | pulsing |

Release date: 2020-03-23 Date of issue: 2020-03-30 Filename: 187657_eng.pdf

Refer to "General Notes Relating to Pepperl+Fuchs Product Information".

Pepperl+Fuchs Group
www.pepperl-fuchs.com

USA: +1 330 486 0001
fa-info@us.pepperl-fuchs.com

Germany: +49 621 776 1111
fa-info@de.pepperl-fuchs.com

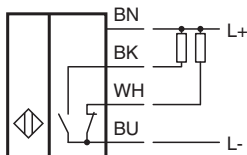
Singapore: +65 6779 9091
fa-info@sg.pepperl-fuchs.com

PEPPERL+FUCHS


Technical Data

| | | |
|---|-------|--|
| Voltage drop | U_d | ≤ 3 V |
| Operating current | I_L | 0 ... 200 mA |
| Off-state current | I_r | 0 ... 0.5 mA typ. 0.1 μ A at 25 °C |
| No-load supply current | I_0 | ≤ 20 mA |
| Switching state indicator | | all direction LED, yellow |
| Functional safety related parameters | | |
| MTTF _d | | 1500 a |
| Mission Time (T _M) | | 20 a |
| Diagnostic Coverage (DC) | | 0 % |
| Compliance with standards and directives | | |
| Standard conformity | | |
| Standards | | EN 60947-5-2:2007 IEC 60947-5-2:2007 |
| Approvals and certificates | | |
| UL approval | | cULus Listed, General Purpose |
| CSA approval | | cCSAus Listed, General Purpose |
| CCC approval | | CCC approval / marking not required for products rated ≤ 36 V |
| Ambient conditions | | |
| Ambient temperature | | -25 ... 70 °C (-13 ... 158 °F) |
| Mechanical specifications | | |
| Connection type | | cablc PVC , 2 m |
| Core cross-section | | 0.34 mm ² |
| Housing material | | brass, nickel-plated |
| Sensing face | | PBT |
| Degree of protection | | IP67 |

Connection



Accessories

| | | |
|---|--------------|------------------------|
|  | BF 18 | Mounting flange, 18 mm |
|---|--------------|------------------------|